



TOWN OF BROOKLINE JOHN R. PIERCE SCHOOL



EARLY SITE & DEMOLITION GMP - DRAFT

TOWN OF BROOKLINE

John R. Pierce School Project

SUBMITTED BY:

Consigli Construction Co., Inc.
Jody Staruk, LEED AP, Project Executive
(508) 922-0822 | jstaruk@consigli.com

March 7, 2024

TABLE OF CONTENTS

Town of Brookline, John R. Pierce School



The Right Choice

Consigli is a fourth-generation, family-led organization that offers the resources and experience of one of the strongest construction management firms in the Northeast and Mid-Atlantic with the creativity and flexibility of a start-up.

- 1.** Trade Summary
- 2.** Assumptions & Qualifications
- 3.** General Conditions & General Requirements
- 4.** Leveling Sheets
- 5.** Estimate Phase 1 only
- 6.** Estimate Phase 2 only

Town of Brookline, John R. Pierce School

1 | Trade Summary



CONSIGLI
Est. 1905

Pierce School
Brookline, MA

DD Estimate
3/7/2024



WBS	DESCRIPTION	Control Budget (DD Estimate w/VM)		Phase 1 Breakout from Control Estimate	Phase 1 GMP Draft	Variance	Remaining Budget
		2/1/2024 231,420 SF		2/1/2024	3/7/2024		
02.00	Final Cleaning	1.40	323,988	-	-	-	323,988
02.01	Demolition and Abatement	31.87	7,374,462	7,374,462	6,098,087	(1,276,375)	1,276,375
03.01	Concrete	41.76	9,664,816	-	-	-	9,664,816
03.04	Gypsum Cement Underlayment	1.63	378,000			-	378,000
04.01	Masonry (TS)	17.11	3,959,976			-	3,959,976
05.01	Structural Steel	34.81	8,056,508			-	8,056,508
05.03	Misc Metal (TS)	13.44	3,110,312			-	3,110,312
06.01	Rough Carpentry	4.20	972,910			-	972,910
06.02	Finish Carpentry	7.95	1,839,433			-	1,839,433
06.03	Historic Salvage & Reuse	0.13	30,784			-	30,784
07.01	Waterproofing & Caulking (TS)	9.36	2,165,930			-	2,165,930
07.02	Roofing (TS)	9.38	2,171,684			-	2,171,684
07.06	Exterior Wall Panels	12.50	2,893,714			-	2,893,714
07.07	Slate Siding	2.07	478,933			-	478,933
07.09	Fireproofing	2.88	665,603			-	665,603
08.01	Curtain-Walls (TB)	21.97	5,083,433			-	5,083,433
08.02	Glass & Glazing (TS)	4.60	1,064,825			-	1,064,825
08.04	Doors and Hardware	4.92	1,138,880			-	1,138,880
08.07	Overhead Doors	0.10	23,296			-	23,296
09.01	Drywall & Carpentry	34.40	7,959,824			-	7,959,824
09.02	Tile (TS)	3.26	754,430			-	754,430
09.03	Acoustical Tile (TS)	5.11	1,183,463			-	1,183,463
09.05	Resilient Flooring (TS)	4.46	1,032,209			-	1,032,209
09.06	Terrazzo (TS)	3.72	859,871			-	859,871
09.07	Painting (TS)	3.79	877,480			-	877,480
09.60	Polished Concrete	0.20	45,398			-	45,398
09.64	Wood Flooring	1.05	241,947			-	241,947
09.65	Epoxy Flooring	0.81	187,487			-	187,487
09.68	Carpet & Mats	0.70	161,173			-	161,173
09.80	Acoustical Panels	2.03	469,506			-	469,506
10.02	Signage	0.89	206,225			-	206,225
10.03	Specialties	3.71	858,121			-	858,121
11.02	Food Service Equipment	3.41	790,270			-	790,270
11.03	Parking Equipment	-	-			-	-
11.04	Stage Curtain & Rigging	0.96	221,919			-	221,919
11.05	Gymnasium Equipment	1.26	290,854			-	290,854
11.06	Parking Equipment	0.43	100,000			-	100,000
11.07	Window Washing Equipment	0.60	140,000			-	140,000
12.02	Window Treatment	1.23	284,818			-	284,818
12.30	Manufactured Casework	7.88	1,822,757			-	1,822,757
14.01	Elevator (TS)	3.27	757,100			-	757,100
21-01	Fire Protection (TS)	8.07	1,868,091			-	1,868,091
22-01	Plumbing (TS)	18.82	4,355,131	22,594	22,594	-	4,332,537
23-01	HVAC (TS)	76.79	17,771,347	22,594	22,594	-	17,748,753
26-01	Electrical (TS)	62.40	14,439,896	292,140	309,495	(17,355)	14,130,401
26-02	Photovoltaic	-	-			-	-

Pierce School
Brookline, MA

DD Estimate
3/7/2024



WBS	DESCRIPTION	Control Budget (DD Estimate w/VM)		Phase 1 Breakout from Control Estimate	Phase 1 GMP Draft	Variance	Remaining Budget	
		2/1/2024 231,420 SF		2/1/2024	3/7/2024			
31.22	Sitework	54.41	12,591,513	2,551,610	2,543,250	(8,360)	10,048,263	
32.02	Site Concrete	4.82	1,115,608			-	1,115,608	
32.03	Landscaping & Site Improvements	13.72	3,175,267			-	3,175,267	
33.04	Geothermal Wells	14.99	3,468,800			-	3,468,800	
SUBTOTAL 0		559	129,427,992	10,263,400	8,996,020	(1,267,380)	120,431,972	
	Design/Estimate Contingency	27.96	6,471,400	615,804	-	(615,804)	6,471,400	
	Escalation	19.57	4,529,980	410,536	-	(410,536)	4,529,980	
SUBTOTAL 1 (TRADE COSTS)		607	140,429,372	11,289,740	8,996,020	(2,293,720)	131,433,352	
	SDI / Subcontractor Bonds	1.40%	4.11	950,792	143,371	121,611	(21,760)	829,181
	Building Permit	0.00%	-	-	-	-	-	-
SUBTOTAL 2		611	141,380,164	11,433,111	9,117,631	(2,315,480)	132,262,533	
	General Conditions	45.65	10,563,556	2,879,865	2,724,207	(155,658)	7,839,349	
	Winter Conditions	2.16	500,000	30,000	30,000	-	470,000	
	General Requirements	18.33	4,241,405	460,328	460,328	-	3,781,077	
	P&P Bond	0.67%	4.86	1,124,657	99,182	87,984	(11,198)	1,036,673
	Builder's Risk	3.15	730,000	-	-	-	730,000	
	Insurance	1.20%	8.70	2,014,312	178,830	157,582	(21,248)	1,856,730
SUBTOTAL 2		694	160,554,094	15,081,316	12,577,732	(2,503,584)	147,976,362	
	Construction Contingency	2.50%	18.05	4,177,147	377,033	314,443	(62,590)	3,862,704
SUBTOTAL 4		712	164,731,241	15,458,349	12,892,176	(2,566,173)	151,839,065	
	CM Fee	2.00%	14.22	3,291,359	309,167	257,844	(51,323)	3,033,515
TOTAL COST		726	168,022,600	15,767,516	13,150,019	(2,617,497)	154,872,581	

Town of Brookline, John R. Pierce School

2 | Assumptions & Qualifications



CONSIGLI
Est. 1905

ASSUMPTIONS & QUALIFICATIONS

PIERCE SCHOOL

BROOKLINE, MA
EARLY RELEASE GMP - DRAFT
MARCH 7, 2024



GENERAL

1. Pricing is based on the following:
 - a. Early Demo & Site Enabling Drawings and Specifications by Miller Dyer Spears dated January 24, 2024.
 - b. Addendum #1 dated March 4, 2024, Addendum #2 dated March 5, 2024.
 - c. Structural drawings from Design Development set dated 11/22/23 (as required for SOE).
 - d. Partial set of 1970 construction drawings by William Warner and Davie/Wolf dated 11/12/70.
 - 1) Civil – 6 drawings
 - 2) Architectural – 42 drawings
 - 3) Structural – 35 drawings
 - 4) Fire Protection – 5 drawings
 - 5) Plumbing – 13 drawings
 - 6) Mechanical – 13 drawings
 - 7) Electrical – 21 drawings
2. Testing and/or inspections are not included.
3. Builders Risk Insurance is not included for this early release mini-GMP.
4. A Payment and Performance Bond is included for this portion of the work only.
5. Building permit cost is not included, it is our understanding that it has been waived by the Town.
6. Subcontractor insurances for non-Trade contractors are included per Consigli standard subcontract.
7. Utility company back charges, user fees, consumption costs are excluded.
8. Work hours are assumed to be normal business hours (7:00AM to 3:00PM) Monday to Friday. Overtime, phasing, or off-hours work costs are not included.
9. Fire watch is included, as required.
10. Site Security costs or provisions are not included.
11. Sidewalk and street closure permits are not included.
12. We have assumed that parking spots along Harvard and School Street will be available for construction activities and that there will be no fee for lost parking meter revenue.
13. CM Preconstruction Costs are not included.
14. Temporary classrooms and/or relocations costs are excluded.
15. Delegated design is to be limited to:
 - a) Support of Excavation
 - b) Underpinning
16. Temporary pest control is included on-site only.
17. Removal and/or relocation of furniture and loose equipment is not included and is assumed to be done prior to the start of construction.
18. Air testing for dust, if required is to be by Owner.
19. Subcontractors have included police detail while working on public street (to cut & cap utilities) and as required for the bridge demolition. Additional police detail is carried as an allowance, noted below.

ASSUMPTIONS & QUALIFICATIONS

PIERCE SCHOOL

BROOKLINE, MA
EARLY RELEASE GMP - DRAFT
MARCH 7, 2024



ALLOWANCES

20. Additional unforeseen abatement - \$500,000
21. Brookline CMP traffic control implementation - \$150,000
22. Vibration monitoring/testing - \$75,000
23. Pre-demolition survey of adjacent properties - \$50,000
24. Additional police detail for demolition - \$75,000
25. Removal of unforeseen building foundations and debris (remnants from 1971 demo) - \$80,000
26. Fire watch for demolition - \$75,000
27. Repairs and/or improvements to 68 Harvard Street Stairs, due to no fault of site contractor - \$50,000
28. General dewatering due to storms over 2" - \$50,000
29. Water treatment (settlement tank included with base bid) prior to discharge to town storm - \$40,000
30. Test pits (ie at Library and 68 Harvard Street) – \$50,000
31. Underpinning at 68 Harvard Street stairs/retaining wall - \$75,000
32. Unforeseen obstructions while pre-excavating for SOE- \$80,000
33. Additional police detail for site - \$10,000

DEMOLITION & ABATEMENT

34. Separating and cleaning of salvaged brick can occur in phase 2 and is not part of this GMP.
35. Salvaging of historic frieze is excluded from this phase.
36. For the purpose of PCB disposal, we assume that foundation dampproofing is not classified as a sealant.
37. A non-traditional asbestos abatement plan will be required. The draft will be prepared by the demolition/abatement contractor, however the final report must be submitted by the Environmental Engineer of Record.
38. Asbestos abatement report prepared by PEER does not provide quantities for some items. Quantities have been included as follows:
 - c) Note 6 – Slate, mastic, tar paper, underlayment and wood deck – 12,000 sf
 - d) Note 24 – Cementitious mud fittings such as elbows, valves, t-connections, pipe connections – 500 ea
 - e) Presumed ACM letter B – electrical panels – 5 ea
 - f) Presumed ACM letter C – flex collectors at air-handling systems – 50 ea
 - g) Presumed ACM letter D – perimeter flashing – 3,200 sf
 - h) Presumed ACM letter C – flex collectors at air-handling systems – 50 ea

SITWORK


39. Existing loam is to be removed and disposed of off-site as clean unregulated soil.
40. Cuts and fills to proposed subgrades will be done in phase 2 and is not part of the early site-work. For safety purposes trenches will be filled, otherwise grades will be left as-is after the building foundations are removed.
41. We have anticipated the use of drilled soldier piles and lagging for support of excavation. Soil nails will be required.


Town of Brookline, John R. Pierce School


4 | Leveling Sheets





CONSIGLI
Est. 1905


Demolition & Abatement	Total:	\$ 6,098,087	\$ 6,640,000	\$ 6,320,000	\$ 6,904,087	\$ 650,000
Pierce School (Brookline, MA) / Early Release - Demolition & Abatement		JDC Demolition Company, Inc. (508) 897-8090 barcand@jdcdemolinc.com Brian Arcand	Costello Dismantling Co., Inc. (508) 291-2324 dan@costelldismantling.com Daniel T. Costello	J.R. Vinagro Corporation (401) 943-7100 easkew@jvinagorcorp.com Eric Askew	Select Demo Services, LLC (603) 386-0391 smarcone@selectdemoservices.com Sarah Marcone	Riggs Contracting Inc. tyler.rogers@riggs-co.com Tyler Rogers
Amount in Estimate: \$ 7,374,462 Control Budget Breakout (from DD Est. with accepted VM) 2/1/2024						
CONTRACT DOCUMENTS						Select Demo Only
Drawings, Early Demo & Site Enabling prepared by: MDS/Miller Dyer Spears dated 1/30/24		Y	Y	Y	Y	Y
Drawings from DD set prepared by: MDS / Miller Dyer Spears dated 11/22/23		Y	Y	Y	Y	Y
02 Civil (partial) - 7 drawings		Y	Y	Y	Y	Y
1970 construction set drawings prepared by: William Warner and Davies/Wolf dated 11/12/70		Y	Y	Y	Y	Y
01 Civil - 6 drawings		Y	Y	Y	Y	Y
02 Architectural - 42 drawings		Y	Y	Y	Y	Y
03 Structural - 35 drawings		Y	Y	Y	Y	Y
04 Fire Protection - 5 drawings		Y	Y	Y	Y	Y
05 Plumbing - 13 drawings		Y	Y	Y	Y	Y
06 Mechanical - 13 drawings		Y	Y	Y	Y	Y
07 Electrical - 21 drawings		Y	Y	Y	Y	Y
Specifications prepared by: _____ dated _____ including:						
Section 017419.01 - CONSTRUCTION WASTE MANAGEMENT AND DISPOSAL		Y	Y	Y	Y	Y
Section 024116 - STRUCTURE DEMOLITION		Y	Y	Y	Y	N
Section 024119 - SELECTIVE DEMOLITION		Y	Y	Y	Y	Y
Section 026500 - UNDERGROUND STORAGE TANK REMOVAL		Y	Y	Y	Y	N
Section 028200.01 - ASBESTOS ABATEMENT		Y	Y	Y	Y	N
Section 028200.02 - ASBESTOS ABATEMENT		Y	Y	Y	Y	N
Section 028319 - LEAD SAFE PRACTICES		Y	Y	Y	Y	N
Section 028416 - UNIVERSAL WASTE		Y	Y	Y	Y	N
Appendix B - Hazardous Building Materials Inspection, "1974 Building" by Peer Consultants dated 11/2/23		Y	Y	Y	Y	N
Appendix C - Hazardous Building Materials Inspection, - "Historic Building" by Peer Consultants dated 11/4/23		Y	Y	Y	Y	N
Addenda prepared by: _____		N/A	N/A	N/A	N/A	N/A
Addendum __ dated _____		N/A	N/A	N/A	N/A	N/A
Compliance with all Division 0 and 1 Specifications as applicable.		Y	Y	Y	Y	Y
Compliance with Owner's contract		TBD	TBD	TBD	TBD	TBD
Compliance with Consigli contract		Y Includes Ryder	Y	Y	Y	Y
Consigli Supplemental Attachment A - Schedule dated 1/10/2024		Y	Y	Y	Y	Y
Consigli Supplemental Attachment B - Logistics/CMP Plan 1/10/2024		Y	Y	Y	Y	Y
Consigli Supplemental Attachment C - Lean Requirements		Y	Y	Y	Y	Y
Consigli Supplemental Attachment D - Quality Plan		Y	Y	Y	Y	Y
Consigli Supplemental Attachment E - Textura Construction Payment Management System Information January 2023		Y	Y	Y	Y	Y
Consigli Supplemental Attachment F - Project Safety Requirements December 2023		Y	Y	Y	Y	Y
Consigli Supplemental Attachment G - 3D Coordination Specification dated 6.9.23 (as applicable to this trade)		Y	Y	Y	Y	Y
Consigli Supplemental Attachment H - Site Specific COVID19 Safety Plan dated 2.6.2023		Y	Y	Y	Y	Y
Consigli Supplemental Attachment J - Zero Tolerance for Harassment or Bias		Y	Y	Y	Y	Y
DELEGATED DESIGN - as applicable per specifications		N/A	N/A	N/A	N/A	N/A
SCOPE OF WORK			\$ 5,295,000			
GENERAL						
Provide all labor, materials, and equipment as required to complete the scope of work as shown on the drawings, and as further described below.		Y	Y	Y	Y	Y
Specific items identified below are intended as a reference for scope only. Subcontractor is responsible for providing all items for their work and related work shown on the drawings, as specified, or needed to make this scope of work complete.		Y	Y	Y	Y	Y
Inclusion of all reference keynotes and general notes shown on drawings, as applicable to this trade.		Y	Y	Y	Y	Y
017419.01 CONSTRUCTION WASTE MANAGEMENT AND DISPOSAL						
Waste disposal requirements and administration to be in accordance with this specification.		Y	Y	Y	Y	N
024116 STRUCTURE DEMOLITION						
Separate and demolish 1974 school building complete		Y	Y	Y	Y	N
Demolish pedestrian bridge and bridge tower		Y	Y	Y	Y	N


Demolition & Abatement		Total:	\$ 6,098,087	\$ 6,640,000	\$ 6,320,000	\$ 6,904,087	\$ 650,000
Pierce School (Brookline, MA) / Early Release - Demolition & Abatement			JDC Demolition Company, Inc. (508) 897-8090 barcand@jdcdemolinc.com Brian Arcand	Costello Dismantling Co., Inc. (508) 291-2324 dan@costelodismantling.com Daniel T. Costello	J.R. Vinagro Corporation (401) 943-7100 easkew@jvinagorcorp.com Eric Askew	Select Demo Services, LLC (603) 386-0391 smarcone@selectdemoservices.com Sarah Marcone	Riggs Contracting Inc. tyler.rogers@riggs-co.com Tyler Rogers
Amount in Estimate:	\$ 7,374,462						
Control Budget Breakout (from DD Est. with accepted VM) 2/1/2024							
Expose, separate and remove all foundations and slabs		Y	Y	SOE by others	Y	Y	N
Expose and remove buried piping within building footprint		Y	Y	Cut/cap by others	Y	Y	N
Sequence work at garage connection per drawing SD2.00		Y	Y		Y	Y	N
Areaways, tunnels associated with school		Y	Y		Y	Y	N
Engineering of demolition sequence so that slabs and retaining walls can be safely demolished without adverse affect to adjacent utilities and structures		Y	Refer to proposal on breakout pricing for earth retention, temp berm, & tie backs	Y	Y	Y	N
Shoring and/or other temporary conditions required for proper and safe demolition of the building		Y		Pending	Pending	N	N
Infill holes and trenches that are a safety hazard		Y	Rough grade only	Y	Y	Y	N
024119	SELECTIVE DEMOLITION			Y			\$ \$ 650,000
Complete gut of the historic building including but not limited to:		Y		Y	Y	Y	Y
Removal of windows and exterior doors		Y		Y	Y	Y	Y
Cutting of masonry for new or enlarged openings		Y		Y	Y	Y	Y
Cutting and removal of concrete slab as shown on demo, architectural and structural drawings.		Y		Y	Y	Y	Y
Cut and remove of structural framing and sheathing for new openings		Y		Y	Y	Y	Y
Temporary shoring of existing woof framing in members as required		Y		Y	Y	N	N
Design of shoring by professional engineer		Y		Y	Y	Y	Y
Remove roof system as required		N		Y	Y	Y	Y
Survey & layout		N		N	N	N	N
Add'l work associated w/ the historic building					Y	Y	Y
spec 210300	Fire Protection Sub-contractor shall disconnect and make-safe all existing Fire Protection equipment. The existing Fire Service and Double Check Valve Assembly shall remain unaltered. The existing Fire Protection systems shall be demolished and removed by the Demolition Contractor. The Demolition Contractor shall cut, lower to the floor, stack and remove all existing to be removed Fire Protection equipment and systems from the building and dispose of in a legal manner.	Y		Y w/ Building demo	Y	Y	Y
	Plumbing contractor is to cut and demo as shown on plumbing drawings. All other plumbing separation and removal by demolition contractor	Y		Y	Y	Y	Y
MD1.00 note 1	HVAC contractor shall drain down, disconnect, cut and cap and make safe the existing hot water boiler plant and all existing to be demolished HVAC eqp.	Y		Y	Y	Y	Y
MD1.00 note 3	All demolition, removal and disposal shall be by the demolition contractor.	Y		Y	Y	Y	Y
MD1.00 note 4	Demo contractor to cut, drop and dispose of all heating equipment, piping, insulation, ductwork and accessories	Y		Y	Y	Y	Y
MD1.00 note 5	Demo contractor to remove and reclaim and/or dispose refrigerants by a licensed refrigeration technician.	Y		Y	Y	Y	Y
spec 260300	All demolition and removal of electrical systems and equipment designated to be demolished shall be by the Demolition Subcontractor. Once the E.C. has made safe the area slated for demolition the Demolition Subcontractor shall stack all demolished electrical hazardous materials (PCB lighting ballasts and fluorescent lamps) and properly dispose of. All hazardous electrical materials shall be legally disposed by the Demolition Contractor.	Y		Y	Y	Y	Y
Demo of existing masonry openings (interior/exterior) within Historic Bldg			Pending	Pending	Pending	Pending	Pending
026500	UNDERGROUND STORAGE TANK REMOVAL						
par 3.5	remove 5,000 gall fuel oil UST and associated piping and alarm system	Y		Y	Y	Y	N
par 1.3.C.6	collect, transport and dispose of all liquids from the UST. Base bid to include 2,500 gallons of No. 2 fuel oil.	Y		Y	Y	Y	N
par 1.3.C.7	legally dispose of 100 cy = 170 ton of suspect petroleum contaminated soils. Soil to be disposed of at a facility such as Ondrick in Chicopee MA	Y		Y	Y	Y	N
par 1.3.C.9	analytical testing, reporting, loading, transportation and disposal of 1,000 gallons of petroleum contaminated water at a disposal facility permitted to accept petroleum contaminated water	Y		Y	Y	N	N
	Remove pavement and site improvements as outlined in the spec	Y		Y	Y	N	N
par 3.4.A	collect, test and analyze USAT liquid content samples	Y		Y	Y	N	N
par 3.5.C	Demo contractor to excavate to expose tanks in accordance with specifications			Y	Y	Y	N
	Provide offsite structural fill for backfill	Y		Y	Y	N	N
par 3.6	clean tank and dispose of any remaining sludge	Y		Y	Y	Y	N
par 3.7	dismantle UST as required for disposal, pay for disposal costs	Y		Y	Y	Y	N
028200.01	ASBESTOS ABATEMENT (1974 School)						
	Section complete	Y		N INCOMPLETE. NOTE: NTWP BULK LOADING OF ENTIRE FAÇADE INCLUDED	Y	Y	N


Demolition & Abatement		Total:	\$ 6,098,087	\$ 6,640,000	\$ 6,320,000	\$ 6,904,087	\$ 650,000
Pierce School (Brookline, MA) / Early Release - Demolition & Abatement			JDC Demolition Company, Inc. (508) 897-8090 barcand@jdcdemolinc.com Brian Arcand	Costello Dismantling Co., Inc. (508) 291-2324 dan@costellodismantling.com Daniel T. Costello	J.R. Vinagro Corporation (401) 943-7100 easkew@jvinagrocorp.com Eric Askew	Select Demo Services, LLC (603) 386-0391 smarcone@selectdemoservices.com Sarah Marcone	Riggs Contracting Inc. tyler.rogers@riggs-co.com Tyler Rogers
Amount in Estimate: \$ 7,374,462 Control Budget Breakout (from DD Est. with accepted VM) 2/1/2024							
028200.02	ASBESTOS ABATEMENT (Historic Building)						
	Section complete	Y		N INCOMPLETE.	Y	Y	N
028319	LEAD SAFE PRACTICES						
	Section complete	Y		Y	Y	Y	N
028416	UNIVERSAL WASTE						
par 1.5.B	Legal disposal of hazardous materials listed in par 1.5.B, 1 thru 14. demolition contractor is to include quantities as found. There will be no adjustment to cost on these items.	Y		EXCLUDES PCB TRANSFORMER OILS IF FOUND	Y	Y	N
	<u>Removal and legal disposal of:</u>						
	Kohler power generator and tank	Y		Y	Y	Y	N
	350 gallons of deisel fuel associated with generator	Y		Y	Y	Y	N
	Hydraulic tank and system associated with elevator	Y		Y	Y	Y	N
	20 gallons of hydraulic oil	Y		Y	Y	Y	N
		Y			Y	Y	N
	<u>Salvaging of Building Component</u>	Y			Y	Y	N
	Remove and salvage to location on site (as directed by Consigli Superintendent)			N			
C1-10	Above ground metal roof downspout to 10' above grade			N		N	N
		Y			Y		
	Includes salvage of existing items as noted	Y		N	Y		
	Turn over to Owner, place in storage within 100' of building			N		N	N
		Y			Y		
	<u>Miscellaneous</u>						
	Visited site	Y		Y		Y	N
	New concrete footing in lieu of shoring	C \$ 200,000		C \$ 200,000	C \$ 200,000	C \$ 200,000	N
	Pedestrian bridge removal	Y		Y	Y	Pending	N
	Traffic management - Pedestrian bridge removal	Y		Y	N	Pending	N
	UST/Contaminated Soils Removal	Y		Y	Y	Y	N
	Shoring at parking garage	Y		N	Y	Pending	N
	Underpinning at historic bldg connector	Y		N	N	Pending	N
	Traffic Management	Y		N	N	Pending	N
	Earthberm to facilitate sheathing & temp earth support	N w/ sitework		N w/ sitework	N w/ sitework	N w/ sitework	N
	Pre-trenching for sheathing	N w/ sitework		N w/ sitework	N w/ sitework	N w/ sitework	N
	SOE - Sheathing	N w/ sitework		N w/ sitework	N w/ sitework	N w/ sitework	N
	Pre-demolition investigation	Y		Y		Y	N
	Pollution insurance: \$5 mil (as required for demolition & abatement)	Y		Y	Y	Y	N
	Layout & identify elements to be demolished	N		Cut Lines to be confirmed by CCC	Y	N	N
	Include all permits, licenses & fees required for the work of this trade	Y assumed permit fees waived by town		Excludes Fees	Y	Y	N
	Provide all dumpsters, trucking, & legal disposal of debris. Pay any & all fees associated with disposal.	Y		Y	Y	Y	N
	Provide means to remove debris from building, as required for demolition operations	Y		Y	Y	Y	N
	Includes police details as required for this work	N Except for work directly in street (traffic control related to bridge removal)		N Except for work directly in stre	N	N	N
	Include trash chutes as required	Y		Y	Y	Y	N
	Provisions for dust & debris control measures	Y		Y	Y	Y	N
	Roof safety fall protection while performing work at roof level (as applicable).	Y		Y	Y	Y	N
QUANTITIES							
	Avg. workers on site	15 Workers		24 Workers	20 Workers	25-35 workers	As Required
	Manhours (Including all sub tier hours)	22,000 Hours		26,400 Hours	25,000 Hours	15,200 mh	As Required
	Dumpsters / Loads	900 Loads		23,150 Tons / 772 Loads	750 Loads	1,510 loads	As Required
	Abatement / Mega boxes					Q=400	
	Brick façade					5,200 ton in base bid (V= \$1,117,713)	
	Impacte ACM foundations (note #4 on report)					11,300 SF / 950 Tons	


Demolition & Abatement		Total:	\$ 6,098,087	\$ 6,640,000	\$ 6,320,000	\$ 6,904,087	\$ 650,000
Pierce School (Brookline, MA) / Early Release - Demolition & Abatement			JDC Demolition Company, Inc. (508) 897-8090 barcand@jdcdemolinc.com Brian Arcand	Costello Dismantling Co., Inc. (508) 291-2324 dan@costelodis mantling.com Daniel T. Costello	J.R. Vinagro Corporation (401) 943-7100 easkew@jvinagrocorp.com Eric Askew	Select Demo Services, LLC (603) 386-0391 smarcone@selectdemoservices.com Sarah Marcone	Riggs Contracting Inc. tyler.rogers@riggs-co.com Tyler Rogers
Amount in Estimate: \$ 7,374,462	Control Budget Breakout (from DD Est. with accepted VM) 2/1/2024						
BREAKOUT VALUES (\$\$ - included in values above)							
	Selective demolition of historic building	\$	633,000	V=\$659,000.	\$	600,000	\$ 598,000 V=\$650,000.
	Complete separation and demolition of existing school	\$	2,818,300	V=\$2,290,000.	\$	1,900,000	\$ 3,377,000 N/A
	Shoring Foundation/Retaining Wall on North Side for Demo prior to SOE			Refer to Hold			N/A
	Abatement -Historic building	\$	99,000	V=\$200,000.	\$	250,000	\$ 200,000 N/A
	Abatement - 1974 school	\$	890,000	V=\$1,987,000.	\$	2,080,000	\$ 1,240,000 N/A
Tank Removal	Universal waste & hazardous material disposal	\$	50,000	V=\$84,000.	\$	50,000	\$ 60,000 N/A
	UST/Contaminated Soils Removal	\$	77,700	V=\$75,000.	\$	70,000	\$ 25,000 N/A
	Pedestrian bridge removal	\$	53,000				Y w/ABOVE N/A
SD1.02??	Removal of Historic Bldg Remnants (Burned Bldg Foundation)	\$	29,200				C \$ 29,200 N/A
	Slab Demolition	\$	48,000				Y w/ABOVE N/A
Dwg SD1.00	Shoring at parking garage <u>Note:</u> Excludes shoring (SD1.02)	\$	29,887			V=\$60,000.	O \$ 29,887 N/A
Dwg SD1.02	Underpinning at historic bldg connector	\$	65,000	O \$ 65,000	O \$ 65,000		O \$ 65,000 N/A
	Traffic Management	\$	25,000	Y	O \$ 25,000	Y	N/A
	Earthbern to facilitate sheathing & temp earth support	N	w/ Sitework	N	w/ Sitework	N	w/ Sitework N/A
	Pre-trenching for sheathing	N	w/ Sitework	N	w/ Sitework	N	w/ Sitework N/A
	SOE - Sheathing	N	w/ Sitework	N	w/ Sitework	N	w/ Sitework N/A
ADDITIONAL PROJECT-SPECIFIC REQUIREMENTS							
	Tax exempt	Y		Y		Y	Y
	All manufacturers, materials and finishes as shown and specified.	Y		Y		NA	NA
	Includes performance and quality requirements as specified.	Y		Y		Y	Y
	Includes all submittals, shop drawings, warranties, etc. as specified and required.	Y		Y		Y	Y
	Prevailing wage	Y		Y		Y	Y
	Union laborers	Y		Y		Y	Y
	Layout from control provided by GC.	N		Y	Cut Lines to be confirmed by CCC	Y	Y
	Includes all field measurements as required.	Y		Y	Cut Lines to be confirmed by CCC	Y	N
	All hoisting and rigging of equipment and materials as required to complete the work of this Subcontract.	Y		Y		Y	Y
	All equipment including staging/ladders/lifts etc. as required to complete the work of this trade.	Y		Y		Y	Y
	Includes protection of all materials/equipment supplied by this subcontractor, stored on site.	Y		Y		Y	Y
	6'0" fall protection.	Y		Y		Y	Y
	All subcontractors shall be required to provide all workers with ANSI type 2 or EN12492 helmets with chinstrap retention in lieu of standard construction hardhats while working on Consigli project sites.	Y		Y		Y	Y
	Provisions for off-hour work as required.	N		N	Not Anticipated	Y	Y
	Temp. shutdowns of existing systems (work arounds), as required for completion of the work of this trade, including off-hours work (if applicable).	Y		N	Not Anticipated	Y	Y
	Inclusion of all materials & labor price increases for the duration of the project.	Y		Y		Y	Y
	Inclusion of any and all tariffs in place, and known about, as applicable, at the time of a signed contract agreement.	Y		Y		Y	Y
	All offsite storage costs required for the completion of work of this trade.	Y		N/A		Y	Y
	Complete work of this trade as shown on all contract documents including A's, S's, MEP's etc.	Y		Y		Y	Y
	All requisitions are to be done on Textura software.	Y		Y		Y	Y
	<u>UBE Requirements</u>						
	<i>Subcontracting Goals: MBE 5.1% / WBE 7.9% (To Be Confirmed)</i>						
	Define What is Figured		\$633,000. of WBE participation (select demo)	\$669,000. of WBE participation (scope pending) // \$2,711,000. of MBE (scope)	\$400,000 of WBE participation to T&D ACM // \$50,000 of MBE to		
	<u>Workforce goals</u>						
	<i>Minority and Women Workforce Participation: MBE 5.1% / WBE 7.9%</i>	Y		Y		Y	Y
EXCLUSIONS							
	Tax	Y		Y		Y	Y


Demolition & Abatement	Total:	\$ 6,098,087	\$ 6,640,000	\$ 6,320,000	\$ 6,904,087	\$ 650,000	
Pierce School (Brookline, MA) / Early Release - Demolition & Abatement		JDC Demolition Company, Inc. (508) 897-8090 barcard@jdcdemolinc.com Brian Arcand	Costello Dismantling Co., Inc. (508) 291-2324 dan@costelodismantling.com Daniel T. Costello	J.R. Vinagro Corporation (401) 943-7100 easkew@jvinagrocorp.com Eric Askew	Select Demo Services, LLC (603) 386-0391 smarcone@selectdemoservices.com Sarah Marcone	Riggs Contracting Inc. tyler.rogers@riggs-co.com Tyler Rogers	
Amount in Estimate: \$ 7,374,462							
Control Budget Breakout (from DD Est. with accepted VM) 2/1/2024							
Performance & payment bond		Y	Y	Y	Y	Y	Y
Site demolition except as specifically noted above		Y	Y	Y	Y	Y	Y
Storage for items to be salvaged		Y	Y	Y	Y	Y	Y
Reinstallation of items to be salvaged		Y	Y	Y	Y	Y	Y
Sitework/SOE		Y	Y	Y	Y	Y	Y
Third party air/vibration monitoring, testing and pre-demolition surveys		Y	Y	Y	Y	Y	Y
Permit fees		Y	Y	Y	Y	Y	Y
MEP make safe		Y	Y	Y	Y	Y	Y
Cutting & capping of utilities		Y	Y	Y	Y	Y	Y
Power & water		Y	Y	Y	Y	Y	Y
City bonds/sidewalk permits		Y	Y	Y	Y	Y	Y
Salvaging of items for reuse	Y	Y	Y	Y	Y	Y	
Coring/penetrations for MEP trades	Y	Y	Y	Y	Y	Y	
SCHEDULE REQUIREMENTS							
<u>Lead Times</u>							
Notifications/Submittals/Samples	WKS	2-3 weeks	2 weeks	2 Weeks		As Required	
NTWP (Non-Traditional Work Plan)		4-6 weeks		6 weeks		As Required	
Engineering/Shop drawings	WKS		4 weeks	4 weeks		As Required	
Materials (from approval)	WKS	N/A		2 Weeks		As Required	
<u>Removal Times:</u>							
<u>Abatement</u>							
Historic Bldg.		12 weeks	8 weeks (TBC)			N/A	
Bldg Demo'd		V=2 weeks	Per Consigli Schedule dated (1/10/2024)			N/A	
Select Demolition - Historic Building		V=10 weeks	Per Consigli Schedule dated (1/10/2024)			N/A	
Building Demolition		8-9 weeks	Per Consigli Schedule dated (1/10/2024)			As Required	
Building Demolition		13-14 weeks	Per Consigli Schedule dated (1/10/2024)			N/A	
Schedule of work per Consigli Supplemental Attachment A - Schedule updated (1/10/2024)	Y		Y	Y	Y	Y	
<u>Project Schedule:</u>							
Consigli Project Start Date: June 2024	Y		Y	Y	Y	Y	
Consigli Project Completion Date: Fall 2027	Y		Y	Y	Y	Y	
Approximate Abatement Start Date: July 2024		Per Consigli Schedule dated (1.10.2024)	Per Consigli Schedule dated (1.10.2024)	Per Consigli Schedule dated (1.10.2024)	Per Consigli Schedule dated (1.10.2024)	N/A	
Approximate Abatement Completion Date: February 2025		Per Consigli Schedule dated (1.10.2024)	Per Consigli Schedule dated (1.10.2024)	Per Consigli Schedule dated (1.10.2024)	Per Consigli Schedule dated (1.10.2024)	N/A	
Approximate Demo Start Date: October 2024		Per Consigli Schedule dated (1.10.2024)	Per Consigli Schedule dated (1.10.2024)	Per Consigli Schedule dated (1.10.2024)	Per Consigli Schedule dated (1.10.2024)	Per Consigli Schedule dated (1.10.2024)	
Approximate Demo Completion Date: February 2025		Per Consigli Schedule dated (1.10.2024)	Per Consigli Schedule dated (1.10.2024)	Per Consigli Schedule dated (1.10.2024)	Per Consigli Schedule dated (1.10.2024)	Per Consigli Schedule dated (1.10.2024)	
Provisions for phasing as required	Y		Y	Per Schedule	Y	Y	
Includes all mobilizations as required	Y		Y Q=3 Mobs	Yes	Y	Y	
ADDITIONAL QUALIFICATIONS AND REQUIREMENTS							
<u>Contract Terms & Conditions</u>							
Review CCCI contract terms & conditions	Y		Y	Y	Y	Y	
Agree with standard subcontract language	Y		Y	Y	Y	Y	
Payment terms: PAY WHEN PAID, 5% retainage					Y	Y	
Liquidated damages							
<u>Insurance Coverages and Safety</u>							
Capable of providing insurance coverages as required	Y		Y	Y	Y	Y	
General Liability: \$1 mil, \$2 mil general aggregate	Y		Y	Y	Y	Y	
GL aggregate limit is per project, not per policy	Y		Y	Y	Y	Y	
Riggers Liability (as applicable to trades): \$1 mil	Y		Y	Y	Y	Y	
Automobile: \$1 mil	Y		Y	Y	Y	Y	
Umbrella Liability as follows:	Y		Y	Y	Y	Y	
Structural Steel: \$15 mil	N/A		N/A	N/A	Y	Y	


Demolition & Abatement		Total:	\$ 6,098,087	\$ 6,640,000	\$ 6,320,000	\$ 6,904,087	\$ 650,000	
Pierce School (Brookline, MA) / Early Release - Demolition & Abatement			JDC Demolition Company, Inc. (508) 897-8090 barcand@jdcdemolinc.com Brian Arcand	Costello Dismantling Co., Inc. (508) 291-2324 dan@costelldismantling.com Daniel T. Costello	J.R. Vinagro Corporation (401) 943-7100 easkew@jvinagrocorp.com Eric Askew	Select Demo Services, LLC (603) 386-0391 smarcone@selectdemoservices.com Sarah Marcone	Riggs Contracting Inc. tyler.rogers@riggs-co.com Tyler Rogers	
Amount in Estimate:	\$ 7,374,462							
Control Budget Breakout (from DD Est. with accepted VM) 2/1/2024								
	Glass & Glazing, Fire Protection, Plumbing, HVAC, Electrical: \$10 mil		N/A	N/A	N/A	Y	Y	
	All other trades: \$5 mil		Y	Y	Y	Y	Y	
	Worker's Comp		Y	Y	Y	Y	Y	
	Professional Liability: \$2 mil (for design/stamped drawings and testing scope's only)		Y	Y	Y	Y	Y	
	All insurance certificates must:		Y	Y	Y	Y	Y	
	Have 30 Day Notice of Cancellation Endorsement attached	Y	Y	Y	Y	Y		
	Name Consigli Construction Co., Inc., Owner and any other parties as required by contract, as additional insured.	Y	Y	Y	Y	Y		
PREQUALIFICATION STATUS								
	Overall - Y/N & Expiration Date							
	Safety - Y/N & EMR/CSR							
	Quality - Y/N & Score							
	Financial - Y/N & SPL							
	Diversity designations (MBE/WBE/etc.)							
	Insurance requirements							
	Waiver required (type, mitigation steps)							
Subcontractor Total:			\$ 5,018,087	\$ 5,560,000	\$ 5,240,000	\$ 5,824,087	\$ 650,000	
HOLDS & ALLOWANCES FOR UNDEFINED SCOPE								
ALLW	Add'l Unforeseen Abatement	1 LS	\$ 500,000					
HOLD	Brookline CMP traffic control Implementation	1 LS	\$ 150,000					
ALLW	Disposal of PCB-contaminated items (spec 028200.01/page 52/Item E (1-4))							
ALLW	Vibration monitoring / testing	1 LS	\$ 75,000					
HOLD	F & I Temp barriers to protect surrounding buildings	1 LS	\$ 75,000					
ALLW	Pre-Demolition survey of adjacent properties	1 LS	\$ 50,000					
ALLW	Police details	1 LS	\$ 75,000					
ALLW	Unforeseen existing building(s) debris/foundation removal	1 LS	\$ 80,000					
ALLW	Fire Watch	1 LS	\$ 75,000					
Holds/Allowances Total: \$ 1,080,000								
ALTERNATES								
	Performance & payment bond			Q=1.5 percent				
UNIT PRICES								
	Foreman billable rate (Includes OH&P)			\$139.02	\$101.50/Hour	\$135.00		
	Journeyman billable rate (Includes OH&P)			\$117.67	\$98.20/Hour	\$115.00		
	Operator billable rate (Includes OH&P)				\$115.70/Hour			
UNDERGROUND STORAGE TANK REMOVAL		l with base bid						
	disposal of No. 2 fuel oil	2,500 gal	\$2.50/gal		\$1.00/Gal	\$1.50/gal		
	disposal of petroleum contaminated soils	170 tons	\$104.50 /ton		\$250.00/Ton	\$105.00 /ton		
	disposal of petroleum contaminated water	1,000 cy	\$4.30/gal		\$1.00/Gal	\$1.50/gal		
ASBESTOS ABATEMENT		l with base bid						
1974 school								
	A - asbestos pipe	400 lf	\$45.00/lf		\$25.00/LF	\$40.00/lf		
	D.1 - perimeter of roof x 2'	per spec	\$12.00/lf		\$15.00/LF	\$15.00/lf		
	D.2 - roof penetrations (from drawing) x 2'	per spec	\$10.00/lf		\$500.00/EA	\$15.00/lf		
	D.3 - roof drain bowls and associated pipe insulation	32 ea	\$65.00/ea		\$250.00/EA	\$15.00/ea		
	D.4 - opening test penetrations	10 ea	\$125.00/ea		\$500.00/EA	\$1,600.00/ea		
the following are lump sum, therefore unit costs are not applicable								
	B - electrical panels	ump sum n/a		incl in lump sum		incl in lump sum		


Demolition & Abatement	Total:	\$ 6,098,087	\$ 6,640,000	\$ 6,320,000	\$ 6,904,087	\$ 650,000
Pierce School (Brookline, MA) / Early Release - Demolition & Abatement						
		JDC Demolition Company, Inc. (508) 897-8090 barcand@jdcdemoinc.com Brian Arcand	Costello Dismantling Co., Inc. (508) 291-2324 dan@costelldismantling.com Daniel T. Costello	J.R. Vinagro Corporation (401) 943-7100 easkew@jrvinagrocorp.com Eric Askew	Select Demo Services, LLC (603) 386-0391 smarcone@selectdemoservices.com Sarah Marcone	Riggs Contracting Inc. tyler.rogers@riggs-co.com Tyler Rogers
Amount in Estimate: \$ 7,374,462						
Control Budget Breakout (from DD Est. with accepted VM) 2/1/2024						
C - flex connectors	ump sum n/a		incl in lump sum			incl in lump sum
E - chimney related materials	ump sum n/a		incl in lump sum			incl in lump sum
F - elevator components	ump sum n/a		incl in lump sum			incl in lump sum
G - kiln	ump sum n/a		incl in lump sum			incl in lump sum
H - refrigerator/freezers, warmers, ovens, fan/vent hoods	ump sum n/a		incl in lump sum			incl in lump sum
I - walk-in refrigerator, freezer	ump sum n/a		incl in lump sum			incl in lump sum
J - frame caluk at louvre, garage , door frames...	ump sum n/a		incl in lump sum			incl in lump sum
Historic Building						
A - asbestos pipe	200 lf		\$45.00/LF		\$25.00/LF	
D - slate roof	3 loc		\$12.00/SF		\$15.00/SF	
E.1 - glazing putty	per spec lf		\$350.00/EA		\$250.00/EA	
E.2 - test penetrations	8 ea		\$125.00/EA		\$500.00/EA	
G - soffit fascia	per spec sf		\$8.00/LF		\$15.00/LF	
H - thermal system insulation	200 lf		\$30.00/LF		\$25.00/LF	
the following are lump sum, therefore unit costs are not applicable						
B - electrical panels	ump sum n/a		incl in lump sum			
C - flex connectors	ump sum n/a		incl in lump sum			
F - valves, gaskets, falnges and associated pipe related seals	ump sum n/a		incl in lump sum			
F - elevator components	ump sum n/a		incl in lump sum			
G - kiln	ump sum n/a		incl in lump sum			


Sitework / SOE	Subcontractor Total:	\$ 2,543,250	\$ 2,567,250	\$ 3,732,250
Pierce School (Brookline, MA) / Early Release - Sitework / SOE		J Derenzo Co. mmccarthy@jderenzo.com (508) 897-8028 Mike McCarthy	The Welch Corp dstewart@thewelchcorp.com (617) 590-1354 Dan Stewart	W.L. French Excavating Corp. Dvandi@wlfrench.com (987) 600-2112 Dennis Vandt
Amount in Estimate: \$ 2,551,610 Control Budget Breakout (from DD Est. with accepted VM) 2/1/2024				
CONTRACT DOCUMENTS				
Drawings, Early Demo & Site Enabling prepared by: MDS / Miller Dyer Spears dated 1/30/24		Y	Y	Y
Drawings from DD set prepared by: MDS / Miller Dyer Spears dated 11/22/23		Y	Y	Y
02 Civil (partial) - 7 drawings		Y	Y	Y
05 Landscaping - 26 drawings		Y	Y	Y
06 Architectural (partial) - 33 drawings		Y	Y	Y
07 Structural (partial) - 9 drawings		Y	Y	Y
09 Plumbing (partial) - 4 drawings		Y	Y	Y
11 Geothermal - 3 drawings		Y	Y	Y
12 Electrical (partial) - 2 drawings		Y	Y	Y
13 Site Lighting - 1 drawing		Y	Y	Y
Drawings from 25% Design Submission set by: Vanasse & Associates dated Nov 2023		Y	Y	N
04 Offsite Traffic Improvements - 26 drawings		Y	Y	N
1970 construction set drawings prepared by: William Warner and Davies/Wolf dated 11/12/70		Y	Y	Y
01 Civil - 6 drawings		Y	Y	Y
02 Architectural - 42 drawings		Y	Y	Y
03 Structural - 35 drawings		Y	Y	Y
04 Fire Protection - 5 drawings		Y	Y	Y
05 Plumbing - 13 drawings		Y	Y	Y
06 Mechanical - 13 drawings		Y	Y	Y
07 Electrical - 21 drawings		Y	Y	Y
Specifications prepared by: MDS/Miller Dyer Spears dated 1/30/24 including:				Y
Section 015000 - TEMPORARY FACILITIES AND CONTROLS (TEMP FENCE)		N	Y	Y
Section 015639 - TEMPORART TREE AND PLANT PROTECTION		Y	Y	Y
Section 024113 - SELECTIVE SITE DEMOLITION AND REMOVALS		Y	Y	Y
Section 311000 - SITE CLEARING		Y	Y	Y
Section 312300 - EARTHWORK		Y	Y	Y
Section 312500 - EROSION AND SEDIMENT CONTROL		Y	Y	Y
Appendix A - DD Phase Geotechnical Report by LGCI dated 11/30/23		Y	Y	Y
Specifications pending , but scope to be included as outlined below:				Y
Storm Water Pollution Prevention Plan		TBD	TBD	TBD
Temporary Excavation Support and Protection (partial)		TBD	TBD	TBD
Excavated Soil and Materials Management Plan		TBD	TBD	TBD
Dewatering		TBD	TBD	TBD
Addenda prepared by: _____		N/A	N/A	N/A
Addendum __ dated _____		N/A	N/A	N/A
Compliance with all Division 0 and 1 specifications as applicable.		Y	Y	Y
Compliance with Owner's contract		TBD	TBD	TBD
Compliance with Consigli contract		Y Includes Ryder	Y	Y
Consigli Supplemental Attachment A - Schedule dated 1/10/2024		Y	Y	Y
Consigli Supplemental Attachment B - Logistics/CMP Plan 1/10/2024		Y	Y	Y
Consigli Supplemental Attachment C - Lean Requirements		Y	Y	Y
Consigli Supplemental Attachment D - Quality Plan		Y	Y	Y
Consigli Supplemental Attachment E - Textura Construction Payment Management System Information January 2023		Y	Y	Y
Consigli Supplemental Attachment F - Project Safety Requirements December 2023		Y	Y	Y


Sitework / SOE	Subcontractor Total:	\$ 2,543,250	\$ 2,567,250	\$ 3,732,250
Pierce School (Brookline, MA) / Early Release - Sitework / SOE		J Derenzo Co. mmccarthy@jderenzo.com (508) 897-8028 Mike McCarthy	The Welch Corp dstewart@thewelchcorp.com (617) 590-1354 Dan Stewart	W.L. French Excavating Corp. Dvandi@wlfrench.com (987) 600-2112 Dennis Vandi
Amount in Estimate: \$ 2,551,610				
Control Budget Breakout (from DD Est. with accepted VM) 2/1/2024				
Consigli Supplemental Attachment G - 3D Coordination Specification dated 6.9.23 (as applicable to this trade)		Y	Y	Y
Consigli Supplemental Attachment H - Site Specific COVID19 Safety Plan dated 2.6.2023	Y	Y	Y	
Consigli Supplemental Attachment J - Zero Tolerance for Harassment or Bias	Y	Y	Y	
SCOPE OF WORK		1,663,000	\$ 1,498,000	
Area Definition				
School Site - sitework at and adjacent to proposed school and historic building. Limit of work identified on drawing C1-10	Y	Y	Y	Y
Playground Site - Sitework North of School Street. Limit of work identified on drawing L1-01	Y	Y	Y	Y
Street Improvements - Scope identified on Vanasse & Associates drawings 1-26	Y	Y	Y	Y
Bid Breakouts				
Breakout - 1 Base Bid				
Temp fence at School Site	Y	Y	Y	Y
Tree protection	Y	Y	Y	Y
Erosion control	Y	Y	Y	Y
Cut and cap utilities within the street, removal of all utilities	Y	Y	Y assumed 6'-8' dp	Y
Site clearing (incl loam, concrete and bituminous paving all other site improvements)	Y	Y	Y see attached dwg for limit of work incl	Y
Support of Excavation (SOE) as required for:				Y See attached sketch for limits of SOE included. Pricing assumes a 30' wide working platform will be installed and removed by others.
Demolition of existing building and foundation	Y	Y See proposed layout of piles and lagging SOE (pending)	Y See proposed layout of piles and lagging SOE	Y See note (above)
Construction of proposed building and foundation	Y	Y	Y	Y See note (above)
Breakout - 2A Remainder of School Sitework				
Excavation & backfill for proposed foundation	N/A	N/A	N/A	N/A
Ground improvements (geopiles and/or rigid inclusions)	N/A	N/A	N/A	N/A
Site grading and aggregate base for building and site improvements	N/A	N/A	N/A	N/A
installation of foundation drain around historic building	N/A	N/A	N/A	N/A
Offsite disposal of excess fill including loam	N/A	N/A	N/A	N/A
Bit paving, concrete curbing, granite curbing (except along Harvard & School St)	N/A	N/A	N/A	N/A
Utilities (water, sewer, drainage, site electric) complete	N/A	N/A	N/A	N/A
SOE at perimeter of historic building and for interior elevator pit	N/A	N/A	N/A	N/A
Breakout 2B - Street Improvement				
Scope shown on drawings by Vanasse & Associates	N/A	N/A	N/A	N/A
Granite curbing adjacent to Harvard and School Street	N/A	N/A	N/A	N/A
Traffic signal improvements	N/A	N/A	N/A	N/A
Breakout 2C - Support of Geothermal Well Operations and Improvements to Playground Site				
Dewatering, spoil management for geothermal operations	N/A	N/A	N/A	N/A
Temp fence, erosion control, clearing, grading, offsite aggregate, soil disposal and bituminous pavement for "playground" North of Harvard St shown on Landscape drawing LP1-00 to LP2-01	N/A	N/A	N/A	N/A


Sitework / SOE		Subcontractor Total:		\$	2,543,250	\$	2,567,250	\$	3,732,250
Pierce School (Brookline, MA) / Early Release - Sitework / SOE				J Derenzo Co. mmccarthy@jderenzo.com (508) 897-8028 Mike McCarthy		The Welch Corp dstewart@thewelchcorp.com (617) 590-1354 Dan Stewart		W.L. French Excavating Corp. Dvandi@wlfrench.com (987) 600-2112 Dennis Vandi	
Amount in Estimate: \$ 2,551,610				Control Budget Breakout (from DD Est. with accepted VM) 2/1/2024					
GENERAL									
Provide all labor, materials, and equipment as required to complete the scope of work as shown on the drawings, and as further described below.				Y		Y		Y	
Specific items identified below are intended as a reference for scope only. Subcontractor is responsible for providing all items for their work and related work shown on the drawings, as specified, or needed to make this scope of work complete.				Y		Y		Y	
Inclusion of all reference keynotes and general notes shown on drawings, as applicable to this trade.				Y		Y		Y	
Appendix A all work is to be performed in accordance with DD Phase Geotechnical Report by LGCI dated 11/30/23				Y		Y		Y	
School Street and Harvard Street must have at least one passable lane at all time, sequence work accordingly.				Y		Y		Y	
015000 TEMPORARY FACILITIES AND CONTROLS (TEMP FENCE)									
Furnish & install all site signage as shown & specified.				N None Shown		N		Y	
Temporary construction fencing - 6'h at				Y		Y		Y	
Perimeter of school site per Consigli logistic plans				Y		Y		Y	
Provide 2 x 16' wide double gates at school site				Y		Y		Y	
Base bid is for full 2,010' of 6' high fence / Provide deduct alternate to eliminate 460' where adjacent to existing building				Y					
includes 3 x 20' gates				Y					
Scrim by others				Y By others		Y By others		Y By others	
Fencing is to remain on site and become the property of the others				Y		Y		Y	
Jersey barriers at Harvard/School Streets (WLF: \$1,000./10' length)		670 LF		Y		C \$ 67,000		C \$ 67,000	
Remove, modify and reinstall fencing as required for Utility and/or SOE work				Y		Pending		Pending	
Street sweeping - include 40 days x 4 hours/day of street sweeping				Y		Y		Y	
include police details while working on public street				Y One police officer is included only for the C/C in City Streets		Y For street utility work only.		Y For street utility work only.	
015639 TEMPORARY TREE AND PLANT PROTECTION		22 EACH		C \$ 33,000		C \$ 33,000		Includes 400 LF of 72" temp fence panels	
Tree protection & tree protection fence per drawings and detail 5/C1-31				N		Y		Y	
C1-30 As shown and summarized on school site				N		Y		Y	
024113 SELECTIVE SITE DEMOLITION AND REMOVALS									
Complete at school site				Y Exterior only		Y See attached dwg for incl surface demo scope		Y	
311000 SITE CLEARING						Y		Y	
Site clearing and demo per drawings				Y		Y		Y	
School Site - C1-10 and C1-20				Y		Y		Y	
Clearing & grubbing of site				Y		Y		Y	
Stripping & removing existing topsoil/subsoil off site				Y Loam only offsite as clean		Y		Y Pricing includes removal and disposal of up to 6" of topsoil to a <RCS-1 facility. Removal of fill from the roof deck is excluded.	
Site demolition as shown/required				Y Exterior only		Y		Y Pricing assumes utilizing a CAT 308 sized excavator and CAT 279 sided skid steer for the surficial demolition over the roof decks	
Sawcut existing asphalt and concrete pavement				Y		Y		Y	
Remove and dispose offsite				Y		Y		Y	


Sitework / SOE	Subcontractor Total:	\$ 2,543,250	\$ 2,567,250	\$ 3,732,250
Pierce School (Brookline, MA) / Early Release - Sitework / SOE		J Derenzo Co. mmccarthy@jderenzo.com (508) 897-8028 Mike McCarthy	The Welch Corp dstewart@thewelchcorp.com (617) 590-1354 Dan Stewart	W.L. French Excavating Corp. Dvandi@wlfrench.com (987) 600-2112 Dennis Vandi
Amount in Estimate: \$ 2,551,610 Control Budget Breakout (from DD Est. with accepted VM) 2/1/2024				
Asphalt, concrete and rubber pavement		Y	Y	Y Pricing assumes all ABC rubble is clean uncoated unpainted and suitable for disposal at a local recycling facility.
Unit pavers		Y	Y	Y
LP1-01 Artificial turf		N	N	Y Pricing includes removal and disposal of up to 6" of topsoil to a <RCS-1 facility. Removal of the irrigation system is excluded.
Curbing		Y	Y	Y
Retaining walls, site walls, site stairs		Y	Y	Y
Site improvements, site railing, fencing, trellis, bollards, play equipment, signage, posts		Y	Y	Y
Misc foundations for site improvements (building foundation removed by demo)		Y	Y	Y
Utilities include excavation and backfill to access piping		Y	Y	N
Electrical/tel-data ductbanks, conduit and handholes		Y	Y	Y
Site lighting, poles, hand holes		Y	Y	Y
Remove and salvage to location on site (as directed by Consigli Superintendent)		Y	Y	Y
Parking meters		Y	Y	Y
Bus stop bench		Y	Y	Y
Site pole lighting (10 places)		Y	Y	N
STORM WATER POLLUTION PREVENTION PLAN				
Assist in the preparation of SWPPP plan		Y	Y	Y
TEMPORARY EXCAVATION SUPPORT AND PROTECTION				
Base bid - as required to:				See attached sketch for limits of SOE included. Pricing assumes a 30' wide working platform will be installed and removed by others
demolish existing building		Y see attached layout for SOE incl	Y see attached layout for SOE incl	Y
construct the proposed building		Y	Y	Y
SOE required for demolition of the existing building will be designed in a manner that will not interfere with construction of proposed building		Y	Y	Y
Base Bid - Sheet Piles		N	N not recommended by geotech	Y
Furnish & Install sheet piles, including coordinate delivery, handling & offloading of sheet piling		N	N Drilled soldier piles and lagging	N Drilled soldier piles and lagging
Alternate - Drilled Soldier Piles and Wood Lagging				
Furnish & Install drilled soldier piles and lagging, including coordinate delivery, handling & offloading of sheet piling		\$ (22,000)	Y	Y
Manage and dispose of spoils		Y	Y	Y
Manage excess water, including pits, pumps and settlement tank		Y	Y	Y
Dewatering		C \$ 60,000	C \$ 60,000	
For either system include:				
If required, Whalers and/or tie-backs		Y	Y	Y
Sequencing installation as directed by Consigli		Y Sequence per J. Derenzo scope attach	Y	Y
Provide, maintain & remove OSHA approved safety rails at perimeter of SOE		Y	Y	Y
All fans, odor control & access along back of two sided walls		N	Y	Y
Provision for turnbuckles per Consigli safety exhibit J		Y	Y	Y
Furnish, install & maintain 6" toe board at sheeting perimeter		N	Y	Y
Cleaning/pressure washing of sheeting as required for oil removal		N	N	N

Sitework / SOE		Subcontractor Total:	\$ 2,543,250	\$ 2,567,250	\$ 3,732,250	
Pierce School (Brookline, MA) / Early Release - Sitework / SOE			J Derenzo Co. mmccarthy@jderenzo.com (508) 897-8028 Mike McCarthy	The Welch Corp dstewart@thewelchcorp.com (617) 590-1354 Dan Stewart	W.L. French Excavating Corp. Dvandi@wlfrench.com (987) 600-2112 Dennis Vandi	
Amount in Estimate:	\$ 2,551,610					
Control Budget Breakout (from DD Est. with accepted VM) 2/1/2024						
Design excavation support & protection system, including comprehensive engineering analysis by a qualified professional engineer			Y		Y	Y
Engage a MA PE to review design, provide connection details & stamp drawings			Y		Y	Y
Provide plans, elevations, sections & details of the proposed system			Y		Y	Y
Provide a detailed narrative for the sequencing of support of excavations for building & utilities			N		Y	Y
Continuously monitor vibrations, settlements, & movements to ensure stability of excavations & constructed slopes & to ensure that damage to permanent structures is prevented.			Y	Monitor sheets only once a week until wall demo has been completed	Y	Vibration monitoring excluded
Provide protection of existing utilities & below grade structures			N		Y	Y
Hoisting as required			Y		Y	Y
Any out of sequence work, temporary grading, and/or other temporary measures required for the proper mobilization of SOE equipment and materials shall be the responsibility of this subcontractor.		N	All SOE has been priced to be completed in one mob			
Pavement and steps adjacent to 68 Harvard Street, located outside of the limit of work, are to be left as-is. If required protect from damage. Restore to original condition when complete		C	\$ 50,000	\$ 50,000	\$ 50,000	
????	F & I railing above sheathing	S	\$ 18,000	O \$ 18,000	O \$ 18,000	
????	Cutting down sheathing	C	\$ 36,000	C \$ 36,000	C \$ 36,000	
312500	<u>EROSION AND SEDIMENT CONTROL</u>					
C1-30	F&I erosion control barriers at school site	Y		Y	Y	
2,3/C1-31	Inlet protection at catch basins, per details and notes on C1-31	Y		Y	Y	
	Protect & cleanout catch basins	Y		Y	N	
	Temporary protection of soil & erosion	N		Y	Y	
	Includes provisions to comply with erosion control requirements	Y	If damaged by Derenzo	Y	Y	
	Includes silt socks	Y		Y	Y	
	Includes maintaining during construction & removal at the end of construction	N	we will maintain until phase 1 is complete	Y	Y	
	In addition to what is shown on School and Playground sites, include erosion control shown on Street Improvement drawings.	N	Part of Phase 2	Y	N	
	Construction entrance tracking pad	Y		Y	Y	
	Stone laydown area for trailer	N		Y	N	
	Includes dust control	N	Not needed for our portion of Phase 2	Y	Y	
					While WLF is on-site only. Assumes water from an on-site hydrant. Water usage fees are excluded	
331000	<u>WATER SYSTEM</u>					
C1-20	cut and cap existing water main on the street, including temporary and permanent pavement patching	Y		Y	Y	
	regardless of what is shown on drawing C1-20, piping is to be cut and plugged at the piping main on School Street	Y	We have what is shown on the plans	Y	Y	
	bituminous patching, police detail for work on school street	Y		Y	Y	
333000	<u>SANITARY SEWERAGE SYSTEM</u>					
C1-20	cut and cap existing sewer connections on the street, including temporary and permanent pavement patching	Y		Y	Y	
	regardless of what is shown on drawing C1-20, piping is to be cut and plugged at the manhole structure on School Street	Y	We have what is shown on the plans	Y	Y	
	Utility & sewer tie-in at trailer	Y		Y	Y	
				Includes allowance of \$25,000 / Coordination and design for all temp connections are not included		
334000	<u>STORM DRAINAGE SYSTEM</u>					

Sitework / SOE		Subcontractor Total:	\$ 2,543,250	\$ 2,567,250	\$ 3,732,250
Pierce School (Brookline, MA) / Early Release - Sitework / SOE			J Derenzo Co. mmccarthy@jderenzo.com (508) 897-8028 Mike McCarthy	The Welch Corp dstewart@thewelchcorp.com (617) 590-1354 Dan Stewart	W.L. French Excavating Corp. Dvandi@wlfrench.com (987) 600-2112 Dennis Vandi
Amount in Estimate: \$ 2,551,610					
	Control Budget Breakout (from DD Est. with accepted VM) 2/1/2024				
C1-20	cut and cap existing drainage connections on the street		Y	Y	Y
	regardless of what is shown on drawing C1-20, piping is to be cut and plugged at the manhole structure on School Street		Y We have what is shown on the plans	Y	Y
C1-30, C1-31	Temporary overflow piping, structures, slotted inlets and sediment basin per plan C1-30 and details on C1-31		Y		
C1-30	Direct downspout roof leaders to temp sedimentation basin usin appropriate means and methods		Y		
	Connect temp drain piping to down spouts at historic building		Y		
6/C1-31	Concrete base to sediment basin and inlet per detail		Y		
Miscellaneous					
	Visited site		N	Y	Y
	Isolated pricing (Sitework/SOE // Demo/Abatement) vs package pricing			C \$ 100,000	
	Historic building - E & B Under-slab work		S \$ 40,250	O \$ 40,250	O \$ 40,250
	Earthberm to facilitate sheething & temp earth support		S \$ 355,000	O \$ 355,000	O \$ 355,000
	Pre-trenching for sheething		Y	N/A	N/A
	SOE - Sheething		Y Excluding obstruction removal	Y Soldier Piles/Lagging	Y Soldier Piles/Lagging
	Snow plowing while on site		N Excluded	N Excluded	N Excluded
	Include all permits, licenses & fees required for the work of this trade		Y	Y	Y
	Dust monitoring		N	N	N Excluded
	Provide police details & traffic management barriers required to complete this work		Y One police officer is included only for the C/C in City Streets	Y For street utility work only.	Y For street utility work only.
	Review & comply with geotechnical report & test pit data		Y	Y	Y
	Labor Steward while this contractor has prevailing labor force		Y	Y	Y
	Warning & tracer tape		N/A	Y	Y
	Coordinate testing & inspections with local authorities as is required		Y	Y	Y
	Includes pre-op meeting with local municipalities as required		Y	Y	Y
	Includes installation of all utilities in strict accordance with local utility providers.		Y	Y	Y
	Includes access into foundation footprint every 50 feet		N	N	N
	Maintenance of SWPPP (preparation of SWPPP by Owner's Civil Engineer)		Y	Y	Y
	As-builts with engineers stamp		C \$ 5,000	C \$ 5,000	C \$ 5,000
	Includes generator for work as required.		N	N	N
	Includes traffic controls as necessary for this work (flagmen, barriers, barrels, etc.)		Y For street utility work only	Y For street utility work only	Y For street utility work only.
	Clean up to dumpster (dumpsters provided by Consigli)		Y	Y	Y
	All miscellaneous materials as required to complete scope		Y	Y	Y
QUANTITIES					
	Avg. workers on site		Q=5 Workers	5 Workers	5-10 Workers
	Manhours (Including all sub tier hours)			3,104 Hours	WLF Work: 8,500 Hours // SOE pending
	number of utility cuts in the street		Q=13	Q=8 units	Q=6 each
	SOE - Exposed - for demo and proposed foundation work		320-330 LF	384 LF	320 LF
	Temp. fencing				2,010 LF
	Temp. tree protection - fencing				400 LF
BREAKOUT VALUES (\$\$ - included in values above)					
	Sum of breakouts below to equal total				
	Breakout 1 - Base				V=\$2,856,000.

Sitework / SOE	Subcontractor Total:	\$ 2,543,250	\$ 2,567,250	\$ 3,732,250
Pierce School (Brookline, MA) / Early Release - Sitework / SOE		J Derenzo Co. mmccarthy@jderenzo.com (508) 897-8028 Mike McCarthy	The Welch Corp dstewart@thewelchcorp.com (617) 590-1354 Dan Stewart	W.L. French Excavating Corp. Dvandi@wlfrench.com (987) 600-2112 Dennis Vandi
Amount in Estimate: \$ 2,551,610				
Control Budget Breakout (from DD Est. with accepted VM) 2/1/2024				
Other Breakouts - having no bearing on breakouts 1 thru 2C				
Site-Earthwork				\$ 300,000
Site-Demo				\$ 1,139,600
Cut and cap of utility lines on Harvard / School Streets		V=\$127,820.	V = \$175,000 incl a water and sewer on Harvard as well	\$ 323,000
Temp fencing and gates		V=\$100,800.	V = \$66,000	\$ 168,000
Temp. tree protection fencing				
Support of excavation - base bid		V =\$1,025,360. // \$1,047,360.- \$22,000. (soldier piles)	V = \$835,000	\$ 820,000
Dewatering	V=\$2,500.	Pending	\$ 25,000	
Street sweeping	V=\$6,000.	V = \$25,000	\$ 45,600	
Police detail	V\$7,500. // One police officer is included for the C/C only	V =\$14,400	\$ 34,800	
ADDITIONAL PROJECT-SPECIFIC REQUIREMENTS				
Tax-Exempt		Y	Y	Y
All manufacturers, materials and finishes as shown and specified.		Y	Y	Y
Includes performance and quality requirements as specified.		Y	Y	Y
Includes all submittals, shop drawings, warranties, etc. as specified and required.		Y	Y	Y
Prevailing wage		Y	Y	Y
Union Carpenters and Laborers as applicable.		N Excludes Carpenters	Y Excludes Carpenters	Y Excludes Carpenters
Layout from control provided by GC.		N	Y From control provided by others. All layout shall be by WLF employees. PE/PLS layout is excluded	Y From control provided by others. All layout shall be by WLF employees. PE/PLS layout is excluded
Includes all field measurements as required.		N	Y	Y
All hoisting and rigging of equipment and materials as required to complete the work of this Subcontract.		N	Y	Y
All equipment including staging/ladders/lifts etc. as required to complete the work of this trade.		N	Y	Y
Includes protection of all materials/equipment supplied by this subcontractor, stored on site.		N	Y	Y
6'0" fall protection.		Y	Y	Y
All subcontractors shall be required to provide all workers with ANSI type 2 or EN12492 helmets with chinstrap retention in lieu of standard construction hardhats while working on Consigli project sites.		Y		Y
Provisions for off-hour work as required.		N	N	N
Temp. shutdowns of existing systems (work arounds), as required for completion of the work of this trade, Including off-hours work (if applicable).		N	N	N
Inclusion of all materials & labor price increases for the duration of the project.		Y	Y	Y
Inclusion of any and all tariffs in place, and known about, as applicable, at the time of a signed contract agreement.		Y	Y	Y
Includes background checks as required		Y	Y	Y
All offsite storage costs required for the completion of work of this trade.		N	Y	Y
Complete work of this trade as shown on all contract documents including A's, S's, MEP's etc.		N/A	Y	Y
All requisitions are to be done on Textura software.		Y	Y	Y
UBE Requirements				
<i>Subcontracting Goals: MBE 5.1% / WBE 7.9% (To Be Confirmed)</i>				
Define What is Figured		Pending	Pending	Pending
Workforce goals				
<i>Minority and Women Workforce Participation: MBE 5.1% / WBE 7.9%</i>		Best faith efforts	Y	Y

Sitework / SOE	Subcontractor Total:	\$ 2,543,250	\$ 2,567,250	\$ 3,732,250
Pierce School (Brookline, MA) / Early Release - Sitework / SOE		J Derenzo Co. mmccarthy@jderenzo.com (508) 897-8028 Mike McCarthy	The Welch Corp dstewart@thewelchcorp.com (617) 590-1354 Dan Stewart	W.L. French Excavating Corp. Dvandi@wlfrench.com (987) 600-2112 Dennis Vandt
Amount in Estimate: \$ 2,551,610 Control Budget Breakout (from DD Est. with accepted VM) 2/1/2024				
EXCLUSIONS				
Tax		Y	Y	Y
Performance & payment bond		Y	Y	Y
Permit fees		Y	Y	Y
City bonds/sidewalk permits		Y	Y	Y
Winter conditions		Y	Y	Y
Sitework-Phase 2		Y	Y	Y
Landscaping/Hardscape/Site Improvements		Y	Y	Y
Selective Demolition		Y	Y	Y
Building demolition		Y	Y	Y
Tank removal		Y	Y	Y
Shoring		Y	Y	Y
Underpinning		Y	Y	Y
Police details		Included One Police officer for the cuts and caps	Y Work in Streets	Y Work in Streets
Power & water		Y	Y	Y
SCHEDULE REQUIREMENTS				
<u>Lead Times</u>				
Submittals/Samples	WKS	1-2 weeks	2 Weeks	
Eng'd shop drawings	WKS	2 weeks / SOE plan & design	4 Weeks	
<u>Materials (from approval)</u>	WKS			
Misc. sitework		1-2 weeks	2 Weeks	
SOE		4-6 weeks	Pending	
<u>Installation Times:</u>				
Sitework	WKS	8-9 weeks	Pending	
SOE (Mob & install sheets)	WKS	2-3 weeks	Pending	
Install bracing for tieback installation		2 weeks		
Tie backs		3 weeks		
Schedule of work per Consigli Supplemental Attachment A - Schedule dated (1/10/2024)		Y	Y	Y
Consigli's project start date: July 2024		Y	Y	Y
Consigli's project completion date: Fall 2027		Y	Y	Y
Approx. start/completion of Sitework		Per Consigli's schedule dated (1/10/2024)	Per Consigli's schedule dated (1/10/2024)	Per Consigli's schedule dated (1/10/2024)
Approx. start/completion of SOE		Per Consigli's schedule dated (1/10/2024)	Per Consigli's schedule dated (1/10/2024)	Per Consigli's schedule dated (1/10/2024)
Provisions for phasing as required		N	Y	Y
Includes all mobilizations as required		Y One (1) mobilization	Y	Y
ADDITIONAL QUALIFICATIONS AND REQUIREMENTS				
<u>Contract Terms & Conditions</u>				
Review CCCI contract terms & conditions		Y	Y	Y
Agree with standard subcontract language		Y	Y	Y
Payment terms: PAY WHEN PAID, 5% retainage		Y	Y	Y
Liquidatred Damages		N Need a copy of the LD before I can agree on this	Y	Y
<u>Insurance Coverages and Safety</u>				
Capable of providing insurance coverages as required		Y	Y	Y

Sitework / SOE		Subcontractor Total:		\$	2,543,250	\$	2,567,250	\$	3,732,250
Pierce School (Brookline, MA) / Early Release - Sitework / SOE				J Derenzo Co.		The Welch Corp		W.L. French Excavating Corp.	
Amount in Estimate: \$ 2,551,610				mmccarthy@jderenzo.com (508) 897-8028 Mike McCarthy		dstewart@thewelchcorp.com (617) 590-1354 Dan Stewart		Dvandi@wlfrench.com (987) 600-2112 Dennis Vandt	
Control Budget Breakout (from DD Est. with accepted VM) 2/1/2024									
General Liability: \$1 mil, \$2 mil general aggregate				Y		Y		Y	
GL aggregate limit is per project, not per policy				Y		Y		Y	
Riggers Liability (as applicable to trades): \$1 mil				N/A		N/A		N/A	
Automobile: \$1 mil				Y		Y		Y	
Umbrella Liability as follows:				Y		Y		Y	
Structural Steel: \$15 mil				N/A		N/A		N/A	
Glass & Glazing, Fire Protection, Plumbing, HVAC, Electrical: \$10 mil				N/A		N/A		N/A	
All other trades: \$5 mil				Y		Y		Y	
Worker's Comp				Y		Y		Y	
Professional Liability: \$2 mil (for design/stamped drawings and testing scope's only)				Y		Y		Y	
All insurance certificates must:				Y		Y		Y	
Have 30 Day Notice of Cancellation Endorsement attached				Y		Y		Y	
Name Consigli Construction Co., Inc., Owner and any other parties as required by contract, as additional insured.				Y		Y		Y	
PREQUALIFICATION STATUS									
Overall - Y/N & Expiration Date									
Safety - Y/N & EMR/CSR									
Quality - Y/N & Score									
Financial - Y/N & SPL									
Diversity designations (MBE/WBE/etc.)									
Insurance requirements									
Waiver required (type, mitigation steps)									
Subcontractor Totals				\$	2,238,250	\$	2,262,250	\$	3,427,250
HOLDS & ALLOWANCES FOR UNDEFINED SCOPE									
HOLD	Dewatering of storms over 2"	1	LS		\$50,000				
ALLW	Treatment of storm water	1	LS		\$40,000				
HOLD	Test Pits (ie Library and 86 Harvard)	1			\$50,000				
ALLW	Underpinning at 86 Harvard Street	1	LS		\$75,000				
ALLW	Unforeseen obstructions at SOE	1	LS		\$80,000				
ALLW	Police Details	1	LS		\$10,000				
Holds/Allowances Total:					\$305,000				
ALTERNATES									
Alt. #01	Prepare topographic survey to confirm grades following SOE and demolition work			Refer to JDC Demo		Add	\$5,000	Add	\$25,000
Alt. #02	Underpinning			Refer to JDC Demo		In Base # Above			
Alt. #03	Drilled soldier piles and lagging in lieu of sheathing			Deduct \$ 22,000.00 from the base bid excludes additional dewatering that may be needed		In Base # Above		In Base # Above	
Alt. #04	Sheet Piles in lieu of drilled soldier piles and lagging			In Base # Above		No Bid		No Bid	
Deduct Alt.	Eliminate 460 LF Ttemp fencing adjacent to existing building			Deduct		(\$9,000)			
UNIT PRICES									
Foreman billable rate (Includes OH&P)						See attached			

Town of Brookline, John R. Pierce School

3 | General Conditions & General Requirements



CONSIGLI
Est. 1905

John R. Pierce School - Brookline, MA



Estimated Construction Duration: **127** weeks
 Mobilization Duration: **4** weeks
 Start Duration: **46** weeks
 Closeout Duration: **9** weeks

Date: **3/7/24**
 Value: **\$168,022,600**

GSF: **231,420 sq ft**

		Qty	Units	Rate / Week	% Allocated	Total Hours	Hourly/ Unit Rate	Total Cost	Cost Type
A. Project Management Personnel									
1.	Project Executive	50	WKS	\$10,200	10%	200	\$255	\$51,000	GC
2.	Senior Project Manager	50	WKS	\$8,000	96%	1,920	\$200	\$384,000	GC
3.	Project Manager		WKS				\$165		NA
4.	Project Manager 2		WKS				\$165		NA
5.	Assistant Project Manager	50	WKS	\$5,200	96%	1,920	\$130	\$249,600	GC
6.	Project Engineer	50	WKS	\$4,500	100%	2,000	\$113	\$225,000	GC
7.	Project Engineer 2	20	WKS	\$4,500	100%	800	\$113	\$90,000	GC
8.	MEP Manager	50	WKS	\$7,000	16%	310	\$175	\$54,250	GC
9.	Schedule Manager	50	WKS	\$6,400	10%	200	\$160	\$32,000	GC
10.	Sustainability Manager	50	WKS	\$6,400	5%	100	\$160	\$16,000	GC
11.	Lean Coordinator		WKS				\$150		NA
12.	Preservation Director		WKS				\$113		NA
SUBTOTAL: Project Management Personnel								\$1,101,850	
B. Field Personnel									
1.	General Superintendent	50	WKS	\$10,200	10%	192	\$255	\$48,960	GC
2.	Superintendent	50	WKS	\$7,000	96%	1,920	\$175	\$336,000	GC
3.	Assistant Superintendent	43	WKS	\$5,000	109%	1,880	\$125	\$235,000	GC
4.	Field Engineer		WKS				\$160		NA
5.	Safety Director		WKS				\$185		NA
6.	Safety Officer	46	WKS	\$7,000	5%	92	\$175	\$16,100	GC
SUBTOTAL: Field Personnel								\$636,060	
C. Additional Personnel									
1.	Preconstruction Manager		WKS				\$160		NA
2.	Purchasing	15	WKS	\$7,000	100%	600	\$175	\$105,000	GC
3.	Estimating		WKS				\$165		NA
4.	VDC Manager	50	WKS	\$7,000	10%	200	\$175	\$35,000	GC
5.	Quality Control Manager		WKS				\$150		GC
6.	Project Planner		WKS				\$115		NA
7.	DEI Compliance Officer	46	WKS	\$6,800	5%	92	\$170	\$15,640	GC
8.	IT Technician	50	WKS	\$4,800	5%	100	\$120	\$12,000	GC
9.	Clerical/Project Assistant	50	WKS	\$4,600	5%	100	\$115	\$11,500	GC
10.	Project Cost Accountant	50	WKS	\$4,800	5%	100	\$120	\$12,000	GC
SUBTOTAL: Additional Personnel								\$191,140	
D. Temporary Office Facilities									
Temporary Office Facilities - CM									
1.	CM Office Trailer - Rental	12	MO				\$3,000	\$36,000	GC
2.	CM Office Trailer - Setup/Remove	1	EA				\$25,000	\$25,000	GC
3.	CM Temp Office in building - Fitout/Restore	1	EA				\$100,000	\$100,000	GC
4.	CM Office Furniture & Equipment	1	LS				\$25,000	\$25,000	GC
5.	CM Office Supplies	12	MO				\$750	\$9,000	GC
6.	CM Office - Cleaning		HR						Cost of Work
7.	Temporary Trailer Power - Consumption		MO						By Owner
8.	Temporary Trailer Power - Setup		LS						Cost of Work
9.	Temporary Drinking Water	12	MO				\$250	\$3,000	GC
10.	IT Monthly Cost - Equipment	12	MO				\$350	\$4,200	GC
16.	IT Monthly Cost - Material	12	MO				\$100	\$1,200	GC
21.	IT Monthly Cost - Services	12	MO				\$2,483	\$29,800	GC
25.	IT One-Time Cost - Equipment	1	LS				\$6,800	\$6,800	GC
40.	IT One-Time Cost - Licensing	1	LS				\$0	\$0	NA
45.	IT Setup Cost - Equipment	1	LS				\$3,550	\$3,550	GC
49.	IT Setup Cost - Services	1	LS				\$1,400	\$1,400	GC
Temporary Office Facilities - Owner									
54.	Owner Temp Office Trailers - Rental	12	MO				\$2,500	\$30,000	GC
55.	Owner Temp Office Trailers - Setup/Remove	1	EA				\$15,000	\$15,000	GC
56.	Owner Telephone (equipment/service/usage)	12	MO				\$250	\$3,000	GC
57.	Owner Office Furniture & Equipment	12	MO				\$500	\$6,000	GC
58.	Owner Trailers Cleaning		HR						NA
59.	Owner Temporary Trailer Power - Consumption		MO						NA
60.	Owner Temporary Trailer Power - Setup		LS						NA
SUBTOTAL: Temporary Office Facilities								\$298,950	
E. Professional Services									

John R. Pierce School - Brookline, MA



Estimated Construction Duration: **127** weeks

Mobilization Duration: **4** weeks

Startup Duration: **46** weeks

Closeout Duration: **9** weeks

Date: **3/7/24**
Value: **\$168,022,600**

CONSIGLI
Est. 1905

GSF: **231,420 sq ft**

	Qty	Units	Rate / Week	% Allocated	Total Hours	Hourly/ Unit Rate	Total Cost	Cost Type
F. Professional Services								
1.	1	LS				\$25,000	\$25,000	GC
2.		LS						By Owner
3.		LS						By Owner
4.		LS						By Owner
5.		LS						NA
6.		DAY						NA
7.	1	LS				\$5,000	\$5,000	GR
8.		MO						By Owner
9.	1	LS				\$10,000	\$10,000	GR
SUBTOTAL: Professional Services							\$40,000	
F. Insurance and Bonds Costs								
1.		LS						GC
2.		LS						GC
3.		LS						GC
SUBTOTAL: Insurance and Bonds Costs							\$0	
G. Temporary Utilities & Services								
1.		LS						NA
2.		MO						NA
3.		MO						NA
4.		MO						Cost of Work
5.		MO						By Owner
6.		MO						NA
7.	1	LS				\$75,000	\$75,000	GR
SUBTOTAL: Temporary Utilities & Services							\$75,000	
H. Winter Conditions								
1.		LS						NA
2.		MO						NA
3.		MO						NA
4.		EA-MO						NA
5.		MO						NA
6.		MO						NA
7.		SF						Cost of Work
SUBTOTAL: Winter Conditions							\$0	
I. Temporary Construction Facilities								
1.	12	MO				\$250	\$3,000	GC
2.		EA						NA
3.	12	MO				\$3,200	\$38,400	GC
4.		MO						NA
SUBTOTAL: Temporary Construction Facilities							\$41,400	
J. Hoisting & Scaffolding								
1.		SF						Cost of Work
2.		MO						Cost of Work
3.		EA						Cost of Work
4.		SF						Cost of Work
5.		WK						Cost of Work
6.		SF						Cost of Work
7.		LS						Cost of Work
8.		LS						Cost of Work
9.		LS						Cost of Work
10.		MO						Cost of Work
11.		DAYS						Cost of Work
12.		LS						Cost of Work
13.		LS						NA
14.		MO						NA
15.		WKS						NA
16.		WKS						NA
17.		EA						NA
18.		MO						NA
19.		WK						NA
20.		EA						NA

John R. Pierce School - Brookline, MA



Estimated Construction Duration: **127** weeks
 Mobilization Duration: **4** weeks
 Start Duration: **46** weeks
 Closeout Duration: **9** weeks

Date: **3/7/24**
 Value: **\$168,022,600**

GSF: **231,420 sq ft**

		Qty	Units	Rate / Week	% Allocated	Total Hours	Hourly/ Unit Rate	Total Cost	Cost Type
SUBTOTAL: Hoisting & Scaffolding									\$0
K. Temporary Safety									
1.	Carpenter Support - Safety	46	WKS	\$5,960	50%	925	\$149	\$137,760	GR
2.	PPE - Hardhats, Vests, Gloves, Glasses, Etc.	12	MO				\$500	\$6,000	GC
3.	Fire Extinguishers & Stands	50	EA				\$300	\$15,000	GC
4.	Safety and First Aid Kit	12	MO				\$250	\$3,000	GC
5.	Temporary Stairs and Rails	2	EA				\$25,000	\$50,000	GR
6.	Temporary Stair Rail Extensions		LF						Cost of Work
7.	Temporary Ramps	2	EA				\$5,000	\$10,000	GR
8.	Temporary Window Rails		LF						Cost of Work
9.	Floor/Roof Opening Protection - Guardrails		LF						Cost of Work
10.	Floor/Roof Opening Protection - Coverings		EA						Cost of Work
11.	Roof Tie-off Davits		EA						NA
12.	Roof Edge Protection / Maintenance		LF						Cost of Work
13.	Guardrail / Cable Maintenance		LF						Cost of Work
14.	Covered Walkway / OH Protection		SF						Cost of Work
15.	Barricades/Warning Signs and Lights	1	LS				\$10,000	\$10,000	GR
16.	Trip Hazard Protection		LF						Cost of Work
17.	Misc Safety Protection		LS						Cost of Work
18.	Safety Materials	231,420	GSF				\$0.25	\$57,855	GC
19.	Safety Signage	78	EA				\$75	\$5,850	GC
20.	Fire Watch		MO						Cost of Work
SUBTOTAL: Temporary Safety									\$295,465
L. Temporary Protection									
1.	Carpenter Support - Temp Protection		WKS						Cost of Work
Temporary Weather Protection									
2.	Temporary Partitions	1	LS				\$20,000	\$20,000	GR
3.	Temporary Door / Hardware	1	EA				\$10,000	\$10,000	GR
3.	Window Protection		EA						Cost of Work
3.	Temporary Windows	1	LS				\$25,000	\$25,000	GR
6.	Door Protection		EA						Cost of Work
7.	Temporary Roof		SF						Cost of Work
8.	Existing Roof Protection		SF						Cost of Work
9.	Exterior Closure		LS						Cost of Work
Temporary Protection of Finishes/Occupancy									
10.	Protect Elevator Interiors		EA						Cost of Work
11.	Floor Protection - (Type)		SF						Cost of Work
12.	Wall Protection - (Type)		SF						Cost of Work
13.	Partitions (1-Sided Finished GWB)		SF						Cost of Work
14.	Stair Protection		FLT						Cost of Work
Temporary Site Protection									
15.	Tree and Shrub Protection		LS						Cost of Work
16.	Protect Site Walks		SF						Cost of Work
17.	Prep Temporary Dumpster Locations		EA						Cost of Work
18.	Protect Miscellaneous Site Finishes		LS						Cost of Work
19.	Paving / Lawn Protection		SF						Cost of Work
SUBTOTAL: Temporary Protection									\$55,000
M. Site Logistics									
1.	Construction Fencing - Setup/Rental		LF						Cost of Work
2.	Construction Fencing - Relocations/Maint.	46	WKS			92	\$129	\$11,868	GR
3.	Construction Fence Scrim - Standard	1,725	LF				\$12	\$20,700	GR
4.	Construction Fence Scrim - Custom		LF						Cost of Work
5.	Construction Entrance/Washdown Pad		EA						Cost of Work
6.	Temporary Access Roads - Create/Restore		LS						NA
7.	Temporary Access Roads - Maintenance		MO						NA
8.	Jersey Barriers - Setup/Rental		LF						NA
9.	Jersey Barriers - Relocations/Maintenance		MO						NA
10.	Temporary Pedestrian Walkways	1	LS				\$50,000	\$50,000	GR
11.	Street Sweeping		MO						NA
12.	Dust Control		MO						NA
13.	Vehicle and Equipment Protection		LS						NA
14.	Project Identification Signage	1	LS				\$25,000	\$25,000	GC
15.	Temporary Pest Control	1	LS				\$15,000	\$15,000	GC
16.	Police Details	1	LS				\$25,000	\$25,000	GR

John R. Pierce School - Brookline, MA



CONSIGLI
Est. 1905

Estimated Construction Duration: **127** weeks
 Mobilization Duration: **4** weeks
 Startup Duration: **46** weeks
 Closeout Duration: **9** weeks

Date: **3/7/24**
 Value: **\$168,022,600**

GSF: **231,420 sq ft**

	Qty	Units	Rate / Week	% Allocated	Total Hours	Hourly/ Unit Rate	Total Cost	Cost Type
17. Site Security Services		LS						By Owner
18. Sidewalk Permits/Rental Fees - first 500 SF		SF-MO						NA
19. Sidewalk Permits/Rental Fees - additional SF above 500 SF		SF-MO						NA
20. Street Rental Fees		SP-DY						NA
21. Parking Meter Bagging Fees		SP-DY						NA
22. Parking Costs		LS						NA
23. Site Restoration		LS						Cost of Work
SUBTOTAL: Temporary Protection of Finishes/Occupancy							\$147,568	
N. Indoor Air Quality/Infectious Controls								
1. Indoor Air Quality Monitoring		MO						NA
2. Dust Barriers (Zip Walls) - Install/Remove		SF						NA
3. Negative Air Machine - Setup		EA						NA
4. Negative Air Machine - Maintenance		MO						NA
5. HEPA Units		EA						NA
6. HEPA Filters		EA						NA
7. Tacky Mats		EA						NA
8. AnteRoom		EA						NA
9. Replace Filters in Existing Systems		SF						NA
10. Interim Life Safety/NFPA 241		LS						NA
SUBTOTAL: Indoor Air Quality/Infectious Controls							\$0	
O. Clean Up & Debris Management								
1. General Labor		WKS				\$129		NA
2. Clean Up During Job	46	WKS	\$5,160	100%	1,840	\$129	\$237,360	GC
3. Clean Up Materials	231,420	GSF				\$0.10	\$23,142	GC
4. Dumpsters (Excluding Demolition)	46	EA				\$800	\$36,800	GC
5. Trash Chutes		VLF						NA
6. Final Cleaning		SF						Cost of Work
7. Final Cleaning - Glass		SF						NA
8. Demolition Waste Management Plan		LS						NA
SUBTOTAL: Clean Up & Debris Management							\$297,302	
P. Miscellaneous Items								
1. Permits								Cost of Work
2. Inspections & Testing by Governing Authorities								By Owner
3. Cutting, Coring and Patching								Cost of Work
4. Reprographics	12	MO				\$200	\$2,400	GC
5. Postage & Courier Services	12	MO				\$200	\$2,400	GC
6. Project Photos	12	MO				\$0	\$0	GC
7. Mockups		LS						NA
SUBTOTAL: Miscellaneous Items							\$4,800	
TOTAL GENERAL CONDITIONS & REQUIREMENTS							\$3,184,535	

Town of Brookline, John R. Pierce School

5 | Estimate Phase 1 only



CONSIGLI
Est. 1905



Description	Takeoff Quantity	Total Cost/Unit	Total Amount
02.01 DEMOLITION & ABATEMENT	246,123.00 gsf	29.96 /gsf	7,374,462
22.00 PLUMBING - DEMO	246,123.00 gsf	0.09 /gsf	22,594
23.00 HVAC - DEMO	246,123.00 gsf	0.09 /gsf	22,594
26.01 ELECTRIC (TS)	246,123.00 gsf	1.19 /gsf	292,140
31.22 SITEWORK	246,123.00 gsf	10.37 /gsf	2,551,610

Estimate Totals

Description	Amount	Totals	Rate
Subtotal	10,263,400	10,263,400	
Design/Estimate Contingency	615,804		6.000 %
Escalation	410,536		
	1,026,340	11,289,740	
Non-Trade SDI	143,371		
Subtotal	143,371	11,433,111	
General Conditions	2,879,865		
Winter Conditions	30,000		
General Requirements	460,328		4.026 %
P&P Bond	99,182		
Buildier's Risk			
GL Insurance	178,830		1.134 %
	3,648,205	15,081,316	
Contractor's Contingency	377,033		2.500 %
	377,033	15,458,349	
Fee	309,167		2.000 %
Total		15,767,516	



Description	Takeoff Quantity	Total Cost/Unit	Total Amount
-------------	------------------	-----------------	--------------

02.01 DEMOLITION & ABATEMENT

022820 Asbestos Remediation - School

Sealant; Coating	4,200.00 sf	/sf	
Mastic; Tar/Wash; Waterproofing/Mastic	10,000.00 sf	/sf	
Mastic; Mastic/Styrofoam	4,000.00 sf	/sf	
Coating/Waterproofing	11,300.00 sf	/sf	
Waterproofing Mastic	600.00 sf	/sf	
Mastic; Tar Paper	1.00 ls	/ls	
Slaters Cement	1.00 ls	/ls	
Cementitious Material	1.00 ls	/ls	
Caulk/Sealant	350.00 lf	/lf	
Sealant; Tar Paper	24.00 sf	/sf	
Cementitious Board	36,400.00 sf	/sf	
Frame Caulk	263.00 ea	/ea	
Glazing Putty	263.00 ea	/ea	
Frame Caulk	53.00 unit	/unit	
Glazing Putty	53.00 unit	/unit	
Frame Caulk	7.00 unit	/unit	
Frame Caulk	86.00 unit	/unit	
Glazing Putty	86.00 unit	/unit	
Frame Caulk	125.00 unit	/unit	
Other Caulk / Sealant	4,200.00 lf	/lf	
Joint Compound	15,300.00 sf	/sf	
Sheet Flooring	525.00 sf	/sf	
Mastic	1,020.00 sf	/sf	
Mastic	636.00 sf	/sf	
Leveler	636.00 sf	/sf	
Bathroom Stall Dividers	288.00 sf	/sf	
Installed / Fixed Laboratory Countertop / Laboratory Table	7.00 unit	/unit	
Coating	24.00 unit	/unit	
Cementitious Mud / Thermal System Insulation	1.00 ls	/ls	
Cementitious Mud / Thermal System Insulation	1.00 unit	/unit	
Sealant	32.00 lf	/lf	
Brick Contaminated Surface	32.00 lf	/lf	
Other Caulk/Sealant	59.00 lf	/lf	
Lump sum pricing	1.00 ls	##### /ls	2,180,000
Allowance for addition abatement	1.00 ls	200,000.00 /ls	200,000
Contingency on Abatement	1.00 allw	400,000.00 /allw	400,000
			<u>2,780,000</u>

022820 Asbestos Remediation - School **/sf 2,780,000**

022821 Asbestos Remediation - Historic Building'

Frame Caulk	1.00 ls	/ls	
Frame Caulk	5.00 unit	/unit	
Glazing Putty	5.00 unit	/unit	
Frame Caulk	19.00 unit	/unit	
Resilient Floor Tile	90.00 sf	/sf	
Mastic	1,790.00 sf	/sf	
Coating	11.00 unit	/unit	
Thermal System Insulation	52.00 lf	/lf	
Lump sum pricing	1.00 ls	450,000.00 /ls	450,000

022821 Asbestos Remediation - Historic Building' **450,000**

022822 Harzardous Waste Disposal

Suspect PCB ballasts	1.00 ls	/ls	
Suspect non-PCB ballasts	1.00 ls	/ls	
Suspect mercury in thermostats	1.00 ls	/ls	
Suspect mercury in switches, mercury float switches, relays, sump pump switches in boiler room	1.00 ls	/ls	
Suspect mercury in pilot light sensors	1.00 ls	/ls	
Suspect mercury in light bulbs such as fluorescent bulbs, compact fluorescent light bulbs (CFLs), HID lamps, metal halide lamps, high pressure vapor sodium lamps, ultraviolet lamps, neon lights, and other light fixture lamps and bulbs	1.00 ls	/ls	
Emergency light batteries, lead-acid batteries, lithium-ion batteries, and similar batteries	1.00 ls	/ls	
Refrigerators, freezers, refrigeration and cooling systems including Freon and other chlorofluorocarbons (CFC)	1.00 ls	/ls	
Exit signs	1.00 ls	/ls	



Description	Takeoff Quantity	Total Cost/Unit	Total Amount
022822 Harzardous Waste Disposal			
Fire extinguishers	1.00 ls	/ls	
Common batteries – AA, AAA, C cells, D cells and button batteries	1.00 ls	/ls	
Electronics/Electronic as Waste such as (televisions, computers, monitors, printers, video cassette recorders, cell phones, telephones, radios, smoke detectors, and microwave ovens)	1.00 ls	/ls	
Mercury gauges and switches such as (barometers, manometers, blood pressure, other thermometers, and vacuum gauges containing mercury)	1.00 ls	/ls	
All (i.e., 100%) other known or suspect universal waste.	1.00 ls	/ls	
Kohler Power Systems Generator "100" (in its entirety), located at the entrance to the Town hall parking garage. The Bidder shall assume a fuel capacity at the	1.00 ls	/ls	
Removal and disposal of one hydraulic tank in the machine room for the elevator. The Bidder shall assume 20 gallons of hydraulic oil in the tank and reservoir at the time of removal and d	1.00 ls	/ls	
Lump sum pricing	1.00 ls	60,000.00 /ls	<u>60,000</u>
022822 Harzardous Waste Disposal			60,000
024118 Concrete Cutting			
Shore existing garage before cutting - ground floor	93.00 lf	312.00 /lf	29,016
Shore existing garage before cutting - 1st floor	104.00 lf	312.00 /lf	32,448
Cut structural concrete slab - ground floor	93.00 lf	124.80 /lf	11,606
Cut structural concrete slab - 1st floor	104.00 lf	124.80 /lf	12,979
Cut concrete wall for new opening (elev 9,10/A3.05)	75.00 lf	208.00 /lf	15,600
Remove concrete wall for new opening	150.00 sf	156.00 /sf	23,400
Remove stair tower above level 1	1.00 ls	52,000.00 /ls	52,000
Remove door, frame and stairs	1.00 ls	10,400.00 /ls	<u>10,400</u>
024118 Concrete Cutting			187,450
024119 Building Demolition			
Building demo - complete ground floor	62,890.00 sf	9.00 /sf	566,010
Building demo - complete level 1	50,460.00 sf	9.00 /sf	454,140
Building demo - complete level 2	50,200.00 sf	9.00 /sf	451,800
Building demo - complete level 3	48,800.00 sf	9.00 /sf	439,200
Building demo - remove foundation	62,890.00 sf	11.00 /sf	691,790
Building demo - remove buried foundation as noted on civils	4,300.00 sf	12.00 /sf	51,600
Laborer foreman for demo phase only	20.00 wks	5,720.00 /wks	114,400
Shoring of existing garage to allow for temporary loading above	1.00 ls	38,536.00 /ls	38,536
Misc holds and allowances	1.00 ls	78,842.00 /ls	<u>78,842</u>
024119 Building Demolition			2,886,318
024120 Selective Demo of Historic Building			
Gut of existing building interior	30,456.00 sf	10.00 /sf	304,560
Remove structure for elevator and ramps	880.00 sf	52.00 /sf	45,760
Cut opening in basement for tunnel	1.00 ls	20,800.00 /ls	20,800
Remove exterior door	1.00 ea	1,040.00 /ea	1,040
Cut opening in exterior for new door	7.00 ea	3,120.00 /ea	21,840



Description	Takeoff Quantity	Total Cost/Unit	Total Amount
024120 Selective Demo of Historic Building			
Plumbing demo by demo sub	34,760.00 sf	0.85 /sf	29,546
HVAC demo by demo sub	34,760.00 sf	0.85 /sf	29,548
024120 Selective Demo of Historic Building		/sf	453,094
033009 Concrete Footing and Column at Garage to Remain			
Lump sum concrete scope at existing garage to remain	1.00 ls	100,000.00 /ls	100,000
033009 Concrete Footing and Column at Garage to Remain		/ls	100,000
312610 Hazardous Waste Remediation			
UST removal - 5000 gal	1.00 ls	62,400.00 /ls	62,400
Remove waste oil	2,500.00 gal	5.00 /gal	12,500
Remove petroleum contaminated oil	170.00 tns	260.00 /tns	44,200
Petroleum contaminated water in tank grave	1,000.00 gal	20.00 /gal	20,000
312610 Hazardous Waste Remediation		/sf	139,100
315010 Temporary Berm For Demo			
Material into basement garage to support existing walls prior to 1st floor demo	2,450.00 cy	90.00 /cy	220,500
Removal of berm (disposal carried elsewhere)	2,450.00 cy	40.00 /cy	98,000
315010 Temporary Berm For Demo			318,500
02.01 DEMOLITION & ABATEMENT	246,123.00 gsf	29.96 /gsf	7,374,462
22.00 PLUMBING - DEMO			
220005 Plumbing - Demo			
Make-safe	1.00 ls	22,594.00 /ls	22,594
220005 Plumbing - Demo		/gsf	22,594
22.00 PLUMBING - DEMO	246,123.00 gsf	0.09 /gsf	22,594
23.00 HVAC - DEMO			
230005 HVAC - Demo			
Make safe	1.00 ls	22,594.00 /ls	22,594
230005 HVAC - Demo		/gsf	22,594
23.00 HVAC - DEMO	246,123.00 gsf	0.09 /gsf	22,594

26.01 ELECTRIC (TS)



Description	Takeoff Quantity	Total Cost/Unit	Total Amount
260505 Electrical Demo			
Electrical demo - cut and make safe - existing school bldg	1.00 ls	55,000.00 /ls	55,000
Selective cut and drop at shared garage	1.00 ls	50,000.00 /ls	50,000
Cut and drop electrical at historic building	34,760.00 sf	1.50 /sf	52,140
260505 Electrical Demo		/gsf	157,140
260506 Temp Electric Service			
Temporary electric service (200A @ 480V)	1.00 ea	20,000.00 /ea	20,000
Temporary electric service (400A @ 480V)	2.00 ea	40,000.00 /ea	80,000
Support for demo operations	1.00 ls	35,000.00 /ls	35,000
260506 Temp Electric Service		/gsf	135,000
26.01 ELECTRIC (TS)	246,123.00 gsf	1.19 /gsf	292,140
31.22 SITEWORK			
310000 Site Misc			
Equipment mobilization, general requirements - phase 1	1.00 ls	24,000.00 /ls	24,000
Survey/layout - phase 1	1.00 ls	14,304.00 /ls	14,304
Police details - for use by site contractor during trucking & utilities - phase 1	30.00 dy	900.00 /dy	27,000
Street sweeping - SOE /demo phase	40.00 dy	1,600.00 /dy	64,000
Street sweeping - site phase 1	20.00 dy	1,600.00 /dy	32,000
Temporary site signage - phase 1	1.00 ls	30,000.00 /ls	30,000
310000 Site Misc	140,615.00 sf	1.36 /sf	191,304
310500 Cut and Cap Utilities			
Cut and cap on School St - drainage complete incl road work	3.00 ls	25,500.00 /ls	76,500
Cut and cap on School St - Sanitary complete incl road work	1.00 ls	25,500.00 /ls	25,500
Cut and cap on Harvard St - sanitary complete incl road work	1.00 ls	25,500.00 /ls	25,500
310500 Cut and Cap Utilities			127,500
311000 Site Clearing			
Sawcut Bituminous concrete paving	400.00 lf	7.23 /lf	2,892
Remove & Dispose Bituminous Pavements - Driveways	10,300.00 sf	1.72 /sf	17,675
Remove & Dispose Concrete Sidewalks, pavers, steps	33,150.00 sf	4.06 /sf	134,456
Remove & Dispose Existing site bollards, fencing, misc site improvements	1.00 ls	31,200.00 /ls	31,200
Remove & Dispose Concrete Walls and footings	1.00 ls	26,000.00 /ls	26,000
Strip loam	378.00 cy	32.00 /cy	12,096
Utility demo	1.00 ls	55,000.00 /ls	55,000
Remove planting beds, shrubs, trees	26,000.00 sf	1.04 /sf	27,040



Description	Takeoff Quantity	Total Cost/Unit	Total Amount
311000 Site Clearing			
Remove & Dispose Site Curbing	900.00 lf	6.24 /lf	5,616
311000 Site Clearing	140,615.00 sf	2.22 /sf	311,975
312215 Sitework Support of SOE			
Allowance for Obstructions	1.00 ls	80,000.00 /ls	80,000
Pre-trenching and support of SOE operations	1.00 ls	100,000.00 /ls	100,000
312215 Sitework Support of SOE		/sf	180,000
312500 Sedimentation and Erosion Control			
Straw Wattle and Silt Fence	2,000.00 lf	24.96 /lf	49,920
Tree protection fence- (4' high Snow Fence)	1.00 ls	5,200.00 /ls	5,200
Clean out catch basin/area drain	8.00 ea	263.01 /ea	2,104
Catch Basin Filter	8.00 ea	179.32 /ea	1,435
Inspect catch basin after each storm	1.00 ls	10,400.00 /ls	10,400
Hold for temp erosion control (fabric, hay, cover) during construction	1.00 ls	20,800.00 /ls	20,800
312500 Sedimentation and Erosion Control	140,615.00 sf	0.64 /sf	89,859
312900 Management & Disposal of Soils			
Dispose of loam	642.60 tns	31.00 /tns	19,921
312900 Management & Disposal of Soils	17,042.00 tn	1.17 /tn	19,921
315000 Temporary Excavation Support and Protection			
SOE for elevator pit in existing building - 2 sides	1.00 ls	45,000.00 /ls	45,000
Soldier pile and lagging - 06.0' - 190'	1,140.00 sfex	140.40 /sfexp	160,056
	p		
Soldier pile and lagging - 10.0' - 325'	3,250.00 sfex	140.40 /sfexp	456,300
	p		
Soldier pile and lagging - 16.0' - 290' (soil nail ?)	4,640.00 sfex	166.40 /sfexp	772,096
	p		
Additional SOE	1.00 ls	100,000.00 /ls	100,000
Mobilization	1.00 ls	40,000.00 /ls	40,000
315000 Temporary Excavation Support and Protection	9,030.00 sf	174.25 /sf	1,573,452
316000 Underpinning			
Underpinning at tunnel	24.00 lf	1,750.00 /lf	42,000
Engineering	1.00 ls	15,600.00 /ls	15,600
316000 Underpinning	96.00 lf	600.00 /lf	57,600
31.22 SITEWORK	246,123.00 gsf	10.37 /gsf	2,551,610

Town of Brookline, John R. Pierce School

6 | Estimate Phase 2 only



CONSIGLI
Est. 1905



Description	Takeoff Quantity	Total Cost/Unit	Total Amount
00.00 GSF	246,123.00 gsf	/gsf	
02.00 FINAL CLEANING	246,123.00 gsf	1.32 /gsf	323,988
03.01 CONCRETE	246,123.00 gsf	39.27 /gsf	9,664,816
03.04 GYPSUM CEMENT UNDERLAYMENT	246,123.00 gsf	1.54 /gsf	378,000
04.01 MASONRY (TS)	246,123.00 gsf	16.09 /gsf	3,959,976
05.01 STRUCTURAL STEEL	246,123.00 gsf	32.73 /gsf	8,056,508
05.03 MISC METALS (TS)	246,123.00 gsf	12.64 /gsf	3,110,312
06.01 ROUGH CARPENTRY & SIDING	246,123.00 gsf	3.95 /gsf	972,910
06.02 FINISH CARPENTRY	246,123.00 gsf	7.47 /gsf	1,839,433
06.03 HISTORIC SALVAGE & REUSE	246,123.00 gsf	0.13 /gsf	30,784
07.01 WATERPROOFING, DAMPPROOFING & CAULKING (TS).23.00 gsf	246,123.00 gsf	8.80 /gsf	2,165,930
07.02 ROOFING & FLASHING (TS)	246,123.00 gsf	8.82 /gsf	2,171,684
07.06 EXTERIOR WALL PANELS	246,123.00 gsf	11.76 /gsf	2,893,714
07.07 SLATE SIDING	246,123.00 gsf	1.95 /gsf	478,933
07.09 SPRAY FIREPROOFING	246,123.00 gsf	2.70 /gsf	665,603
08.01 CURTAIN-WALLS (TB)	246,123.00 gsf	20.65 /gsf	5,083,433
08.02 GLASS & GLAZING (TS)	246,123.00 gsf	4.33 /gsf	1,064,825
08.04 DOORS AND HARDWARE	246,123.00 gsf	4.63 /gsf	1,138,880
08.07 OVERHEAD DOORS	246,123.00 gsf	0.10 /gsf	23,296
09.01 DRYWALL & CARPENTRY	246,123.00 gsf	32.34 /gsf	7,959,824
09.02 TILE (TS)	246,123.00 gsf	3.07 /gsf	754,430
09.03 ACOUSTICAL TILE (TS)	246,123.00 gsf	4.81 /gsf	1,183,463
09.05 RESILIENT FLOORING (TS)	246,123.00 gsf	4.19 /gsf	1,032,209
09.06 TERRAZZO (TS)	246,123.00 gsf	3.49 /gsf	859,871
09.07 PAINTING (TS)	246,123.00 gsf	3.57 /gsf	877,480
09.60 POLISHED CONCRETE	246,123.00 gsf	0.18 /gsf	45,398
09.64 WOOD FLOORING	246,123.00 gsf	0.98 /gsf	241,947
09.65 EPOXY FLOORING	246,123.00 gsf	0.76 /gsf	187,487
09.68 CARPET & MATS	246,123.00 gsf	0.66 /gsf	161,173
09.80 ACOUSTICAL PANELS	246,123.00 gsf	1.91 /gsf	469,506
10.02 SIGNAGE	246,123.00 gsf	0.84 /gsf	206,225
10.03 SPECIALTIES	246,123.00 gsf	3.49 /gsf	858,121



Description	Takeoff Quantity	Total Cost/Unit	Total Amount
11.02 FOOD SERVICE EQUIPMENT	246,123.00 gsf	3.21 /gsf	790,270
11.04 STAGE CURTAIN & RIGGING	246,123.00 gsf	0.90 /gsf	221,919
11.05 GYMNASIUM EQUIPMENT & STANDS	246,123.00 gsf	1.18 /gsf	290,854
11.06 PARKING EQUIPMENT	246,123.00 gsf	0.41 /gsf	100,000
11.07 WINDOW WASHING EQUIPMENT	246,123.00 gsf	0.57 /gsf	140,000
12.02 WINDOW TREATMENT	246,123.00 gsf	1.16 /gsf	284,818
12.30 MANUFACTURED CASEWORK	246,123.00 gsf	7.41 /gsf	1,822,757
14.01 ELEVATOR (TS)	246,123.00 gsf	3.08 /gsf	757,100
21-01 FIRE PROTECTION (TS)	246,123.00 gsf	7.59 /gsf	1,868,091
22-01 PLUMBING (TS)	246,123.00 gsf	17.60 /gsf	4,332,537
23-01 HVAC (TS)	246,123.00 gsf	72.11 /gsf	17,748,753
26-01 ELECTRICAL (TS)	246,123.00 gsf	57.48 /gsf	14,147,756
26-02 PHOTOVOLTAIC	246,123.00 gsf	/gsf	
31.22 SITEWORK	246,123.00 gsf	40.79 /gsf	10,039,902
32.03 SITE CONCRETE	246,123.00 gsf	4.53 /gsf	1,115,608
32.04 LANDSCAPING AND SITE FURNISHINGS	246,123.00 gsf	12.90 /gsf	3,175,267
33.04 GEOTHERMAL WELLS	246,123.00 gsf	14.09 /gsf	3,468,800

Estimate Totals

Description	Amount	Totals	Rate
Subtotal	119,164,591	119,164,591	
Design/Estimate Contingency	5,855,596		
Escalation	4,119,444		
	9,975,040	129,139,631	
Non-Trade SDI	807,421		
Subtotal	807,421	129,947,052	
General Conditions	7,683,691		
Winter Conditions	470,000		
General Requirements	3,781,077		
P&P Bond	1,025,475		
Builder's Risk	730,000		
GL Insurance	1,835,482		
	15,525,725	145,472,777	
Contractor's Contingency	3,800,113		2.612 %
	3,800,113	149,272,890	
Fee	2,982,192		
Total		152,255,082	



Description	Takeoff Quantity	Total Cost/Unit	Total Amount
00.00 GSF			
000000 Area Summary - Proposed			
Garage	9,090.00 sf	/sf	
Ground Floor School	48,830.00 sf	/sf	
1st Floor School	49,700.00 sf	/sf	
2nd Floor School	42,230.00 sf	/sf	
3rd Floor School	46,810.00 sf	/sf	
1st Floor Historic	11,610.00 sf	/sf	
2nd Floor Historic	11,610.00 sf	/sf	
3rd Floor Historic	11,540.00 sf	/sf	
Existing garage	0.00 sf	0.00 /sf	0
000000 Area Summary - Proposed	231,420.00 sf	/sf	

00.00 GSF 246,123.00 gsf /gsf

02.00 FINAL CLEANING

024900 Final Cleaning

Final cleaning	231,420.00 gsf	1.40 /gsf	323,988
024900 Final Cleaning			323,988

02.00 FINAL CLEANING 246,123.00 gsf 1.32 /gsf 323,988

03.01 CONCRETE

033028 Concrete - Cont Ftgs

Form/place/strip cont ftg 4B - 24x12	230.00 lf	52.00 /lf	11,960
Form/place/strip cont ftg 4C,4D - 28x12	310.00 lf	52.00 /lf	16,120
Form/place/strip cont ftg 4E, 4F - 30x12	640.00 lf	52.00 /lf	33,280
Form/place/strip cont ftg 4H - 38x12	140.00 lf	52.00 /lf	7,280
Place redimix	125.48 cy	166.40 /cy	20,880
Out of sequence work	1.00 ls	29,999.89 /ls	30,000
Form/place/strip cont ftg	8.00 cy	1,200.01 /cy	9,600
Ready-mix - continuous footings (+5%)	125.48 cy	188.00 /cy	23,590
Rebar 150#/cy	9.41 tn	3,650.00 /tn	34,347
033028 Concrete - Cont Ftgs	243.00 cy	769.78 /cy	187,056

033030 Concrete - Spread Footings

F4.0 Form/place/strip spread footings - 3 ea	48.00 sfca	24.96 /sfca	1,198
F4.5 Form/place/strip spread footings - 3 ea	54.00 sfca	24.96 /sfca	1,348
F5.0 Form/place/strip spread footings - 2 ea	47.00 sfca	24.96 /sfca	1,173
F5.5 Form/place/strip spread footings - 6 ea	176.00 sfca	24.96 /sfca	4,393
F6.0 Form/place/strip spread footings - 14 ea	448.00 sfca	24.96 /sfca	11,182
F6.5 Form/place/strip spread footings - 12 ea	468.00 sfca	24.96 /sfca	11,681
F7.0 Form/place/strip spread footings - 15 ea	630.00 sfca	24.96 /sfca	15,725
F7.5 Form/place/strip spread footings - 4 ea	200.00 sfca	24.96 /sfca	4,992



Description	Takeoff Quantity	Total Cost/Unit	Total Amount
033030 Concrete - Spread Footings			
F8.0 Form/place/strip spread footings - 11 ea	645.00 sfca	24.96 /sfca	16,099
F8.5 Form/place/strip spread footings - 6 ea	408.00 sfca	24.96 /sfca	10,184
F9.0 Form/place/strip spread footings - 9 ea	648.00 sfca	24.96 /sfca	16,174
F9.5 Form/place/strip spread footings - 6 ea	494.00 sfca	24.96 /sfca	12,330
F10.0 Form/place/strip spread footings - 11 ea	953.00 sfca	24.96 /sfca	23,787
F10.5 Form/place/strip spread footings - 5 ea	490.00 sfca	24.96 /sfca	12,231
F11.0 Form/place/strip spread footings - 8 ea	821.00 sfca	24.96 /sfca	20,495
F11.5 Form/place/strip spread footings - 4 ea	460.00 sfca	24.96 /sfca	11,482
F12.0 Form/place/strip spread footings - 5 ea	600.00 sfca	24.96 /sfca	14,976
F12.5 Form/place/strip spread footings - 1 ea	133.00 sfca	24.96 /sfca	3,320
F13.0 Form/place/strip spread footings - 2 ea	277.00 sfca	24.96 /sfca	6,914
F13.5 Form/place/strip spread footings - 2 ea	306.00 sfca	24.96 /sfca	7,638
F14.0 Form/place/strip spread footings - 1 ea	168.00 sfca	24.96 /sfca	4,193
Place redi-mix	781.21 cy	130.00 /cy	101,557
Ready-mix - column footings (4000 psi) 5% waste	781.20 cy	188.00 /cy	146,866
Rebar 75#/cy	29.30 tn	3,650.00 /tn	106,945
Pump	13.00 dy	2,028.00 /dy	26,364
Insert anchor bolts, level & grout plates	130.00 ea	290.00 /ea	37,700
033030 Concrete - Spread Footings	848.50 cy	743.60 /cy	630,947
033034 Concrete - Walls			
Form/place/strip fnd walls - 4B - 8"w x 4.0 x 215	1,720.00 sfca	26.00 /sfca	44,720
Form/place/strip fnd walls - 4C, 4D - 12"w x 4.0' x 175	1,400.00 sfca	26.00 /sfca	36,400
Form/place/strip fnd walls - 4C, 4D - 12"w x 14.0' x 260	7,280.00 sfca	26.00 /sfca	189,280
Form/place/strip fnd walls - 4E, 4F - 18"x 3.0' x 230	1,380.00 sfca	26.00 /sfca	35,880
Form/place/strip fnd walls - 4E, 4F - 18"x 14.0' x 705	19,740.00 sfca	26.00 /sfca	513,240
Form/place/strip fnd walls - 4E, 4F - 18"x 29.0' x 175	10,150.00 sfca	26.00 /sfca	263,900
Add to form pilaster	600.00 lf	200.00 /lf	120,000
Add for brick shelf	1,750.00 sf	20.00 /sf	35,000
Place redimix - walls & pilasters	1,079.00 cy	135.00 /cy	145,665
Form/place/strip fnd walls	12.96 cy	2,800.00 /cy	36,288
Rebar at walls (200#/cy)	106.10 ton	3,650.00 /ton	387,265
Pump	20.00 dy	2,028.00 /dy	40,560
Ready-mix - walls (4000 psi) 5% waste	1,049.00 cy	205.00 /cy	215,045
Ready-mix - pilaster (4000 psi)	30.00 cy	205.00 /cy	6,150
Ready-mix - less brick shelf (4000 psi)	(18.00) cy	205.00 /cy	(3,690)
033034 Concrete - Walls	1,061.00 cy	1,946.94 /cy	2,065,703
033035 Columns			
Form/place/strip column - 24"x16" x 11' - (58 ea)	4,640.23 sfca	35.00 /sfca	162,408



Description	Takeoff Quantity	Total Cost/Unit	Total Amount
033035 Columns			
Form/place/strip column - 24"x24" x 11' - (24 ea)	2,112.00 sfca	35.00 /sfca	73,920
Place redi-mix	107.26 cy	182.00 /cy	19,521
Rebar at walls (200#/cy)	10.70 ton	3,744.00 /ton	40,061
Ready-mix - walls (4000 psi) 5% waste	107.26 cy	182.00 /cy	19,521
Pump	8.00 dy	2,028.00 /dy	16,224
033035 Columns	107.26 cy	3,092.07 /cy	331,655
033036 Elevator Pit Footing			
Elevator pit footing - 12" dp (3 ea)	120.00 sfca	31.20 /sfca	3,744
Place redimix - elev ftg	12.00 cy	208.00 /cy	2,496
Ready-mix - elev pit ftg (4000 psi) 5% waste	12.00 cy	182.00 /cy	2,184
Rebar	1.20 tn	3,744.00 /tn	4,493
Pump	3.00 dy	2,028.00 /dy	6,084
033036 Elevator Pit Footing	30.00 cy	633.36 /cy	19,001
033037 Elevator Pit Walls			
Form/place/strip elev pit walls - 12" (3 ea)	840.00 sfca	31.20 /sfca	26,208
Place redi-mix	16.40 cy	187.21 /cy	3,070
Rebar at walls (180#/cy)	1.64 ton	4,160.00 /ton	6,822
Ready-mix - walls (4000 psi) 5% waste	16.40 cy	182.00 /cy	2,985
Pump	2.00 dy	2,028.00 /dy	4,056
033037 Elevator Pit Walls		/cy	43,142
033038 Footing and Wall at Historic			
Spread footing - 54"x54"x12" x 2	36.00 sfca	28.00 /sfca	1,008
Cont footing - 42"x12" x 45	90.00 sfca	28.00 /sfca	2,520
Cont footing - 24"x12" x 55	110.00 sfca	28.00 /sfca	3,080
Wall - 18" x 12.0' x 51	1,224.00 sfca	28.00 /sfca	34,272
Wall at ramp and elev room - 8" x 4.0' x 30	240.00 sfca	26.00 /sfca	6,240
Redimix - spread footing	1.65 cy	205.04 /cy	338
Redimix - cont footing	10.90 cy	205.04 /cy	2,235
Redimix wall	40.37 cy	205.01 /cy	8,276
Rebar - footing	1.00 ton	3,649.97 /ton	3,650
Rebar - wall	4.40 ton	3,650.01 /ton	16,060
Place concrete	53.00 cy	200.00 /cy	10,600
Pump	5.00 dy	2,027.98 /dy	10,140
Note 55 - infill foundation wall at abondended door opgn	1.00 ls	3,328.37 /ls	3,328
Drill and grout to existing	1.00 ls	20,000.00 /ls	20,000
033038 Footing and Wall at Historic	53.00 cy	2,297.13 /cy	121,748



Description	Takeoff Quantity	Total Cost/Unit	Total Amount
033039 Sump Pit			
Sump pit at historic building	1.00 ls	25,000.00 /ls	25,000
Sump pit at new building	1.00 ls	25,000.00 /ls	25,000
Sump pit at historic building	(1.00) ls	14,999.79 /ls	(15,000)
033039 Sump Pit			35,000
033040 Concrete - Slabs on Grade			
Place & finish SOG 4" - elev 30.0 & 32.4 (lobby & multipurpose)	9,090.00 sf	4.68 /sf	42,541
Place & finish SOG 4" - elev 31.0 (garage)	48,830.00 sf	4.68 /sf	228,524
Place & finish SOG 4" - elev 42.0, 72.0	500.00 sf	4.68 /sf	2,340
WWM - 6x6-2.9 galv	58,420.00 sf	1.25 /sf	73,025
Redimix (4"+10%)	793.36 cy	182.00 /cy	144,392
Misc edge form/depressed slab	58,420.00 sf	2.08 /sf	121,514
Rigid insulation - 6" (24" from perimeter (USA1/A03D)	580.00 sf	7.20 /sf	4,176
Rigid insulation - 4" all occupied locations (USA1/A5.01)	9,090.00 sf	5.60 /sf	50,904
Vapor barrier (USA1/A03D) - 0726V	9,090.00 sf	0.80 /sf	7,272
<i>Vapor barrier (USA2/A03D) - 0726V - garage</i>	<i>48,830.00 sf</i>	<i>/sf</i>	
Place & finish SOG 4" - elev 31.0 (garage)	(48,830.00) sf	9.86 /sf	(481,464)
033040 Concrete - Slabs on Grade	58,420.00 sf	3.31 /sf	193,224
033041 Concrete - Slab on Grade Patching at Historic Bldg			
Place & finish SOG 4" - historic bldg basement	3,700.00 sf	10.00 /sf	37,000
WWM - 6x6-2.9 galv	3,700.00 sf	1.56 /sf	5,772
Redimix (4"+10%)	50.25 cy	182.00 /cy	9,146
Rigid insulation - 6" (24" from perimeter (USA1/A03D)	3,700.00 sf	7.20 /sf	26,640
Vapor barrier (USA2/A03D) - 0726V	3,700.00 sf	0.80 /sf	2,960
Roughen perimeter (detail 4/S02) -1040'	1,040.00 lf	10.00 /lf	10,399
Drill and grout w/ 16" long #4 dowel - 16" oc	858.00 ea	55.02 /ea	47,204
patch SOG - historic bldg basement	(1,263.00) sf	30.00 /sf	(37,890)
Place & finish SOG 4" - historic bldg basement	260.00 sf	55.00 /sf	14,300
033041 Concrete - Slab on Grade Patching at Historic Bldg	3,700.00 sf	31.23 /sf	115,531
033042 Concrete - Slab on Grade Historic Buildig			
Place & finish SOG 6"	1,300.00 sf	8.00 /sf	10,400
WWM - 4x4-4.0 galv	1,300.00 sf	2.60 /sf	3,380
Redimix (6"+10%)	26.48 cy	182.00 /cy	4,819
Misc edge form/depressed slab	1,300.00 sf	2.08 /sf	2,704
Rigid insulation - 6" all occupied locations (USA1/A5.01)	1,300.00 sf	7.20 /sf	9,360
Vapor barrier (USA1/A03D) - 0726V	1,300.00 sf	0.80 /sf	1,040



Description	Takeoff Quantity	Total Cost/Unit	Total Amount
033042 Concrete - Slab on Grade Historic Buildig	1,300.00 sf	24.39 /sf	31,703
033043 Structural Slab			
Shore and form structural 2 way slab - 1st floor elev 42.0 (above garage)	44,440.00 sf	30.00 /sf	1,333,200
Shore and form structural 2 way slab - 2nd floor elev 57.0 (above garage)	2,720.00 sf	32.00 /sf	87,040
Suspended Form slab perimeter	1,600.00 lf	40.00 /lf	64,000
Slab depression at gym	160.00 lf	30.00 /lf	4,800
Place & finish structural slab (10") - 1st floor elev 42.0	44,030.00 sf	5.30 /sf	233,535
Place & finish structural slab (16") - 2nd floor elev 57.0	2,720.00 sf	6.00 /sf	16,320
Place & finish structural slab (6") - 1st floor elev 42.0	410.00 sf	5.30 /sf	2,175
Suspended Form at beams - 2"	174.00 lf	38.00 /lf	6,612
Suspended Form at beams - 4"	72.00 lf	38.00 /lf	2,736
Suspended Form at beams - 8"	32.00 lf	42.00 /lf	1,344
Suspended Form at beams - 14"	1,658.00 lf	50.00 /lf	82,900
Suspended Form at beams - 18"	116.00 lf	60.00 /lf	6,960
Suspended Form at beams - 20"	50.00 lf	80.00 /lf	4,000
Suspended Form at dropped panels - 6"	3,303.96 lf	38.00 /lf	125,550
Drill and grout into existing wall	60.00 ea	114.40 /ea	6,864
Redimix 5000#	1,650.95 cy	215.00 /cy	354,954
Redimix 5000# - add for dropped pans at columns (9'-4"sqr x 6" dp x 60 full 38 half)	141.86 cy	215.00 /cy	30,500
Redimix 4000# - add for beams- 800' x 18wx12	79.60 cy	215.00 /cy	17,114
Rebar at beams	22.65 ton	3,650.00 /ton	82,673
Rebar #5 9" oc ewtb (7.28#/sf)	171.66 ton	3,650.00 /ton	626,559
Rebar at column lines #6 9"oc x 14'w	42.81 ton	3,650.00 /ton	156,257
Rebar at above column locations #7 9" oc x 11' ew x 98 ea	43.09 ton	3,650.00 /ton	157,279
033043 Structural Slab	47,160.00 sf	72.17 /sf	3,403,371
033044 Concrete - SOD (floors)			
Place & finish SOD LW (6.25")	84,530.00 sf	4.25 /sf	359,253
Place & finish SOD NW (6.5")	17,500.00 sf	4.25 /sf	74,375
WWM 6x6 - 2.9	102,030.00 sf	1.14 /sf	116,314
Ready-mix - slabs-on-deck - floor (4000 psi LW) (6.25")	1,630.59 cy	222.00 /cy	361,991
Ready-mix - slabs-on-deck - floor (4000 psi NW) (6.5")	351.08 cy	182.00 /cy	63,897
Rebar over girders - #5 12" oc x 8' (2,550 x 8 x 1.05 x1.20)	12.85 tn	3,600.00 /tn	46,260
Misc edge form/depressed slab	102,030.00 sf	0.83 /sf	84,889
033044 Concrete - SOD (floors)	102,030.00 sf	10.85 /sf	1,106,978

033045 Concrete - Structural Slab on Existing Building Roof



Description	Takeoff Quantity	Total Cost/Unit	Total Amount
033045 Concrete - Structural Slab on Existing Building Roof			
Shore and form structural 2 way slab - S102.H	210.00 sf	120.00 /sf	25,200
Place & finish structural slab (6")	410.00 sf	20.00 /sf	8,200
Drill and grout into existing wall	1.00 ls	6,000.00 /ls	6,000
Redimix 5000#	5.70 cy	205.00 /cy	1,169
Rebar #5 9" oc ewtb (7.28#/sf)	1.05 ton	3,650.00 /ton	3,833
033045 Concrete - Structural Slab on Existing Building Roof	210.00 sf	211.43 /sf	44,401
033046 Concrete - Topping Slab			
Place & finish topping slab 3" (waterproofing only)	2,700.00 sf	4.25 /sf	11,475
Place & finish topping slab 4" on rigid insulation	38,600.00 sf	4.25 /sf	164,050
Place & finish topping slab 4" on acoustical mat	16,220.00 sf	4.25 /sf	68,935
Place & finish topping slab 6" on insulation	2,650.00 sf	4.25 /sf	11,263
WWM 6x6-2.9	60,170.00 sf	1.14 /sf	68,834
Ready-mix - (4000 psi) LW topping slab	825.95 cy	222.00 /cy	183,361
Insulation - 6"	46,970.00 sf	6.24 /sf	293,093
Acoustical mat 2"	16,220.00 sf	8.50 /sf	137,870
033046 Concrete - Topping Slab	60,170.00 sf	15.60 /sf	938,881
033048 Concrete - Pan Fill Stairs			
Place and finish egress stairs #1-7	12.00 fl	5,720.00 /fl	68,640
033048 Concrete - Pan Fill Stairs	2,500.00 flgt	27.46 /flgt	68,640
033049 Concrete Pad			
Raised pad at garage entry gates	20.00 sf	30.00 /sf	600
MEP housekeeping pads	500.00 sf	30.00 /sf	15,000
033049 Concrete Pad	16,988.00 sf	0.92 /sf	15,600
033090 Misc Concrete			
Premium for winter redimix (other winter cond with GRs)	2,200.00 cy	20.00 /cy	44,000
Mobilization	1.00 ls	100,000.00 /ls	100,000
Adj	1.00 ls	100,000.00 /ls	100,000
033090 Misc Concrete			244,000
072100 Thermal Insulation			
Rigid insulation at perimeter walls (2.0' at frost walls, 10.0' at basement walls)	9,000.00 sf	4.00 /sf	36,036
072100 Thermal Insulation	408,500.00 gsf	0.09 /gsf	36,036
312323 Light-weight Fill			
note 56 - infill stairwell with geofoam	2,000.00 cf	14.00 /cf	28,000



Description	Takeoff Quantity	Total Cost/Unit	Total Amount
312323 Light-weight Fill			
Patch existing garage slab - 35' x 3'w	105.00 sf	40.00 /sf	4,200
312323 Light-weight Fill			32,200
<hr/>			
03.01 CONCRETE	246,123.00 gsf	39.27 /gsf	9,664,816
<hr/>			
03.04 GYPSUM CEMENT UNDERLAYMENT			
035413 Gypsum Cement Underlayment			
(H) 1st floor - 1-3/8" gypsum concrete - 1st floor	12,600.00 sf	11.00 /sf	138,600
(H) 1st floor - 1-3/8" gypsum concrete - 2nd floor	12,600.00 sf	11.00 /sf	138,600
(H) acoustimat - 1/4"	25,200.00 sf	4.00 /sf	100,800
035413 Gypsum Cement Underlayment			378,000
<hr/>			
03.04 GYPSUM CEMENT UNDERLAYMENT	246,123.00 gsf	1.54 /gsf	378,000
<hr/>			
04.01 MASONRY (TS)			
042000 Masonry - Brick			
Exterior staging (premium for restricted)	39,393.75 sf	8.00 /sf	315,150
Bond - masonry	3,980.00 M	10.00 /M	39,800
Mock- up - masonry	1.00 ls	52,000.00 /ls	52,000
Brick veneer on CFMF Backup (EWA-10S)	20,726.00 sf	46.00 /sf	953,396
Brick veneer on 8" CMU Backup (EWA-10M)	1,074.00 sf	46.00 /sf	49,404
Brick veneer on 8" CMU Backup (EWA-10MU)	1,672.00 sf	46.00 /sf	76,912
Brick veneer on 12" CMU Backup (EWA-10M12)	2,376.00 sf	46.00 /sf	109,296
Brick veneer on CIP Concrete Backup (EWA-10C)	1,802.00 sf	46.00 /sf	82,892
Brick veneer on CIP Concrete Backup (EWA-10CU)	1,866.00 sf	46.00 /sf	85,836
Brick veneer Historic Building (EWA-11H)	635.00 sf	65.00 /sf	41,275
Mineral Batt insulation at EWA-10M - 5"	1,074.00 sf	4.42 /sf	4,747
Mineral Batt insulation at EWA-10M12 - 5"	2,376.00 sf	4.42 /sf	10,502
Mineral Batt insulation at EWA-10C - 5"	1,802.00 sf	4.42 /sf	7,965
Mineral Batt insulation at EWA-10CU - 5"	1,866.00 sf	4.42 /sf	8,248
Mineral Batt insulation at EWA-11H - 6"	635.00 sf	4.42 /sf	2,807
Mineral Batt insulation at EWA-10S - 5"	20,726.00 sf	4.42 /sf	91,609
Anti-graffiti coating	0.00 sf	/sf	
Add for date stone	1.00 ls	2,080.00 /ls	2,080
Install lintel for new opening to existing school and modify opng	7.00 ls	5,200.00 /ls	36,400
Enclose and heat staging	39,394.00 sf	6.00 /sf	236,364
Premium for 4" project brick	3,000.00 lf	16.00 /lf	48,000
Repair masonry at bridge	1.00 ls	20,000.00 /ls	20,000



Description	Takeoff Quantity	Total Cost/Unit	Total Amount
042000 Masonry - Brick	30,151.00 sf	75.44 /sf	2,274,682
042010 Masonry - CMU			
EWA-10M CMU back-up at building veneer - 8"	1,074.00 sf	35.10 /sf	37,697
EWA-10M12 CMU back-up at building veneer - 12"	2,376.00 sf	42.64 /sf	101,313
EWA-10MU CMU back-up at building veneer - 8"	1,672.00 sf	36.14 /sf	60,426
(H) Infill opening with CMU - typ 4.5'w - basement	20.00 loc	2,400.00 /loc	48,000
(H) Re-build and re-open areaway	1.00 ls	8,500.00 /ls	8,500
Elev shaft - 2 - 34' x 24'-8"	840.00 sf	48.00 /sf	40,320
Elev shaft - 1 - 35' x 57'	1,995.00 sf	48.00 /sf	95,760
(H) Elev shaft - 1 - 35' x 40'	1,400.00 sf	56.00 /sf	78,400
CMU - interior wall - 8" at garage level	1,500.00 sf	38.00 /sf	57,000
CMU - interior wall - gym - acoustic block 255'x29'	7,337.00 sf	38.00 /sf	278,806
CMU - interior wall - level 1 - 255" x 15'	3,825.00 sf	38.00 /sf	145,350
EWA 02M - CMU - ext wall - level 1 - 165 x 15'	2,475.00 sf	38.00 /sf	94,050
(H) Infill opening with CMU - typ 4.5'w - above basement	32.00 loc	2,400.00 /loc	76,800
(H) masonry restoration for beam pockets, door openings	1.00 ls	106,000.00 /ls	106,000
(H) masonry cut and patch	32,000.00 gsf	1.00 /gsf	32,000
CMU - interior wall - gym - acoustic block	1,732.00 sf	14.00 /sf	24,248
042010 Masonry - CMU		/sf	1,284,670
044200 Exterior Stone Cladding			
Granite veneer base on CFMF - 1-1/2" thick (EWA-20S)	1,000.00 sf	208.00 /sf	208,000
Granite veneer base on CMU - 1-1/2" thick (EWA-20M)	430.00 sf	208.00 /sf	89,440
Granite sill at base - 1-1/2" thick	456.00 sf	208.00 /sf	94,848
Insulation behind granite	1,886.00 sf	4.42 /sf	8,336
044200 Exterior Stone Cladding		/sf	400,624
04.01 MASONRY (TS)	246,123.00 gsf	16.09 /gsf	3,959,976
05.01 STRUCTURAL STEEL			
051200 Structural Steel			
Structural steel - beams W shapes (+13%)	732.36 tn	5,240.00 /tn	3,837,566
Structural steel - beams - HSS (+13%)	25.34 tn	5,340.00 /tn	135,316
Structural steel - beams C20.7 (+13%)	1.01 tn	6,000.00 /tn	6,060
Structural steel - columns W shapes (+13%)	228.10 tn	5,240.00 /tn	1,195,244
Structural steel - columns HSS (+13%)	30.10 tn	5,340.00 /tn	160,734
Structural steel - brace framing HSS (+13%)	35.62 tn	6,140.00 /tn	218,707
Structural steel - roof screen W shapes galv (+13%)	17.29 tn	6,040.00 /tn	104,432
Structural steel - roof screen HSS galv (+13%)	35.60 tn	6,140.00 /tn	218,584



Description	Takeoff Quantity	Total Cost/Unit	Total Amount
051200 Structural Steel			
Structural steel - roof screen beams for PV W shapes galv (+13%)	66.03 tn	6,040.00 /tn	398,821
Structural steel - roof screen columns - HSS galv (+13%)	7.51 tn	6,140.00 /tn	46,111
Add for AESS steel at steel noted as intumescent (H) HSS6x6x3/8" columns - 2 ea	1.00 ls 2.00 ea	50,000.00 /ls 5,000.00 /ea	50,000 10,000
Structural steel - wind girts and PV tabs at roof screen per detail EWA-41S A0.03	18.00 tn	8,000.00 /tn	144,000
Credit for structural steel framing at roof level	(275.00) tn	5,240.00 /tn	(1,441,000)
Structural steel framing at roof level	275.00 tn	5,240.00 /tn	1,441,000
Relieving angle	1.00 ls	400,000.00 /ls	400,000
051200 Structural Steel	1,179.00 tn	5,874.11 /tn	6,925,575
051300 Steel Deck			
Steel deck - 3" dp x 20 ga. incl shear studs and edge - floors	102,030.00 sf	7.50 /sf	765,225
Steel deck - 3" dp x 18 ga., no studs	21,970.00 sf	6.40 /sf	140,608
(H) Steel deck at top of elevator shaft A1.14H	90.00 sf	20.00 /sf	1,800
Steel deck - 3" dp x 20/20 ga. acoustical decking (note 1A)	16,240.00 sf	13.75 /sf	223,300
051300 Steel Deck	140,240.00 tn	8.06 /tn	1,130,933
05.01 STRUCTURAL STEEL	246,123.00 gsf	32.73 /gsf	8,056,508

05.03 MISC METALS (TS)

055000 Metal Fabrications

(H) Replace railing at existing stairs 8 stainless steel	4.00 fl	24,000.00 /fl	96,000
(H) steel pan steps at basement corridor - 10' wide	3.00 rs	4,500.00 /rs	13,500
(H) steps at mech room M160	6.00 rs	4,000.00 /rs	24,000
cane detection rail (A7.02, A7.05, A7.06)	14.00 lf	425.00 /lf	5,950
handrails at wood steps at stage 1/A7.03	12.00 lf	625.00 /lf	7,500
(H) platform at mech room M160	50.00 sf	150.00 /sf	7,500
(H) rail at mech room M160	18.00 lf	450.00 /lf	8,100
(H) rail at edge of slab drop (not shown)	92.00 lf	416.00 /lf	38,272
(H) Replace railing at existing vestibule stairs	2.00 fl	8,320.00 /fl	16,640
(H) Ornamental guardrail at 2nd floor opening near elev 3	14.00 lf	624.00 /lf	8,736
(H) dbl handrails at ramp - 2nd floor	36.00 lf	468.00 /lf	16,848
(H) dbl handrails at ramp - 1st floor	80.00 lf	468.00 /lf	37,440
(H) handrails at int steps - 1st floor	20.00 lf	520.00 /lf	10,400
Roof ladders, note 10 on plan, 1,12/A3.04 - 15'	3.00 ;s	28,000.00 /;s	84,000
Seismic clips - 8'oc each side - interior	320.00 pr	325.00 /pr	104,000
Elevator pit ladders	2.00 ls	4,680.00 /ls	9,360
(H) Roof ladders, note 10 on plan, 1,12/A3.04 - 15'	1.00 ;s	28,000.00 /;s	28,000



Description	Takeoff Quantity	Total Cost/Unit	Total Amount
055000 Metal Fabrications			
(H) Elevator pit ladders	1.00 ls	4,680.00 /ls	4,680
Misc metals for multi-purpose room and stage	1.00 ls	31,200.00 /ls	31,200
Steel support for security grlll	28.00 lf	832.00 /lf	23,296
Floor mounted bollard	7.00 ea	1,560.00 /ea	10,920
Bike rack at garage	13.00 lf	468.00 /lf	6,084
Frame for OH fire door - 20'	1.00 ls	14,560.00 /ls	14,560
Frame for garage OH door - 22'	1.00 ls	16,640.00 /ls	16,640
Solar tubes at science and fab lab	8.00 ls	5,200.00 /ls	41,600
Support for solid guardrail at lobby stairs A7.03	45.00 lf	400.00 /lf	18,000
Support framing for solid wall rails at stair 9/A7.20	115.00 lf	400.00 /lf	46,000
Ext steel pipe rail (type 3) - 0552G3 at courtyard	220.00 lf	470.00 /lf	103,400
Ramp rails at bridge - stainless stl	28.00 lf	925.00 /lf	25,900
Ramp 1 at ground floor ramp/passag 0552G3 (A7.13)	115.00 lf	510.00 /lf	58,650
Ramp 3 at ground floor garage 0552G3 (A7.13)	55.00 lf	510.00 /lf	28,050
Ramp 4 at ground floor 0552G3 (A7.14)	64.00 lf	510.00 /lf	32,640
Pedistal bollard at EV - 2x14	28.00 ea	600.00 /ea	16,800
Steps, platform and rail for emergency generator	1.00 ls	30,000.00 /ls	30,000
Railing at knee wall	70.00 lf	310.00 /lf	21,700
055000 Metal Fabrications		/gsf	1,046,366
055001 Metal Fabrications - Sitework			
RH-10 handrail at stairs L8-20	190.00 lf	520.00 /lf	98,800
RH-10 handrail at ramps L8-20	960.00 lf	468.00 /lf	449,280
RG-01 gurdrail at top of wall - 4' high galv painted L8-20	220.00 lf	600.00 /lf	132,000
RG-10 gurdrail - 8' high galv painted L8-20	50.00 lf	925.00 /lf	46,250
SL 01 Steel runnel L8-10	120.00 lf	600.00 /lf	72,000
SL 10 steel scupper - 1/2" weathering steel - 11" x 24"	4.00 ea	1,800.00 /ea	7,200
Bollard allowance	1.00 ls	20,000.00 /ls	20,000
SL 01 Steel runnel L8-10	(120.00) lf	600.00 /lf	(72,000)
In lieu of runnel	120.00 lf	300.00 /lf	36,000
055001 Metal Fabrications - Sitework			789,530
055113 Metal Pan Stairs			
Bond on misc metals	3,100.00 M	10.00 /M	31,000
Egress stair #2 to 42 to 72 (2 flights) A7.02 - stainless steel	60.00 rs	2,420.00 /rs	145,200
Egress stair #4 elev 42 to 72 (2 flights) A7.04	60.00 rs	1,982.00 /rs	118,920
Egress stair #5 elev 42 to 72 (2 flights)	60.00 rs	1,982.00 /rs	118,920
Egress stair #6 elev 42 to 72 (2 flights)	60.00 rs	1,982.00 /rs	118,920
Egress stair #7 elev 31 to 42 (1 flights)	22.00 rs	1,982.00 /rs	43,604



Description	Takeoff Quantity	Total Cost/Unit	Total Amount
055113 Metal Pan Stairs			
Custom stairs #1 main core elev 42 to 72, no rails (2 flights) A701A,B	60.00 rs	2,900.00 /rs	174,000
Custom stairs #3 to gym wing elev 30 to 42, no rails (1 flight) A703	24.00 rs	2,550.00 /rs	61,200
(H) Stairs and rail 8,9 - ETR	52.00 rs	/rs	
(H) Stairs and rail 9 - add for stainless steel	52.00 rs	/rs	
Stair to roof - alternating treads	1.00 ls	40,000.00 /ls	40,000
055113 Metal Pan Stairs		/fl	851,764
055313 Bar Grating			
Metal grate at areaway	110.00 sf	156.00 /sf	17,160
055313 Bar Grating		/sf	17,160
057313 Glazed Decorative Metal Railings			
Stair rail - stainless steel - main core 2/A7,03	72.00 lf	936.00 /lf	67,392
Stair rail - stainless steel wall mtd rail - stair 1 A7.01A	240.00 lf	310.00 /lf	74,400
Aluminum base at stairs 0575B1	290.00 lf	60.00 /lf	17,400
Aluminum pofile at stairs 0742L	60.00 lf	125.00 /lf	7,500
Stair rail - stainless steel floor mtd rail - stair 1 A7.01A	65.00 lf	880.00 /lf	57,200
Exterior glass railing	90.00 lf	800.00 /lf	72,000
057313 Glazed Decorative Metal Railings			295,892
077100 Roof Specialties			
(H) Roof ladder	1.00 ea	2,600.00 /ea	2,600
Roof ladder	3.00 ea	2,600.00 /ea	7,800
077100 Roof Specialties			10,400
130100 Bus Canopy - Sitework			
FS 60 Bus canopy structure complete L8-	250.00 sf	350.00 /sf	87,500
130100 Bus Canopy - Sitework			87,500
323119 Metal Fencing and Gates			
Garage separation fence (note 43,44) - ground floor	50.00 lf	93.60 /lf	4,680
Garage separation fence (note 43,44) - 1st floor	75.00 lf	93.60 /lf	7,020
323119 Metal Fencing and Gates		/lf	11,700
05.03 MISC METALS (TS)	246,123.00 gsf	12.64 /gsf	3,110,312

06.01 ROUGH CARPENTRY & SIDING

060050 Rough Carpentry - Structural



Description	Takeoff Quantity	Total Cost/Unit	Total Amount
060050 Rough Carpentry - Structural			
Wood sheathing, trusses, blocking, load bearing walls complete - floors	1,300.00 sf	80.00 /sf	104,000
Wood sheathing, trusses, blocking, load bearing walls complete - roof	1,300.00 sf	80.00 /sf	104,000
Cut and re-frame opening for elevator incl shoring	3.00 fl	62,400.00 /fl	187,200
Cut and re-frame dropped slab and ramp at level 2	520.00 sf	260.00 /sf	135,200
Engineering for shoring	1.00 ls	30,000.00 /ls	30,000
(H) structural improvements to wood framing	24,000.00 sf	5.00 /sf	120,000
Stair riser/tread replacement	4.00 fl	25,000.00 /fl	100,000
		/sf	780,400
061000 Rough Carpentry			
(H) attic walkway - 1 layer 3/4" plywd	740.00 sf	12.00 /sf	8,880
		/sf	8,880
062013 Exterior Finish Carpentry			
Mineral Batt insulation at EWA-50S - 5"	1,500.00 sf	4.42 /sf	6,630
Wood siding on CFMF - (EWA-50S)	1,500.00 sf	110.00 /sf	165,000
Staging for wood siding	1,500.00 sf	8.00 /sf	12,000
		/sf	183,630
06.01 ROUGH CARPENTRY & SIDING	246,123.00 gsf	3.95 /gsf	972,910
06.02 FINISH CARPENTRY			
064020 Interior Architectural Woodwork			
Window sills where above floor level - assume Solid Surface	530.00 lf	71.44 /lf	37,865
Custom wd bench w/ cubbies below - locker room	20.00 lf	1,092.00 /lf	21,840
Double sided Bookcase w/adj. shelving - powered	17.00 lf	1,029.00 /lf	17,493
Art corridor display shelving - integrated to interior glass window	95.00 lf	720.00 /lf	68,400
Custom wood screen wall 72" H x 72"L w/ glass feature - 0640K4/5 tile & terrazzo carried elsewhere	96.00 lf	1,080.00 /lf	103,680
Custom 7'-6" curved screen wall with wood paneling - 0640K2/3	69.00 lf	1,400.00 /lf	96,600
Custom wd bench - 0640G	135.00 lf	676.00 /lf	91,260
Open pLam shelving - 4 tiers	64.00 lf	350.00 /lf	22,400
Custom L-desk 30" pLam worksurface with fabric wrapped tacked panels - note 22	25.00 lf	1,450.00 /lf	36,250
Custom angled circulation desk 30" w/ quartz counter	12.00 lf	2,300.00 /lf	27,600
Custom screen wall - open display system - note 27	9.00 lf	1,144.00 /lf	10,296



Description	Takeoff Quantity	Total Cost/Unit	Total Amount
064020 Interior Architectural Woodwork			
Wall mtd display hardware with wd trim - HR-1	50.00 lf	364.00 /lf	18,200
Millwork custom wood screens - library - 0640K16	20.00 lf	3,120.00 /lf	62,400
Custom open display shelving - library - 0640K17	17.00 lf	750.00 /lf	12,750
Wood railing at hisoric building attic - 064316	173.00 lf	100.00 /lf	17,300
Open pLam shelving - 3 tier	189.00 lf	322.40 /lf	60,934
Custom open display shelving integrated with interior storefront - note 28 - 0640K19	26.00 lf	1,040.00 /lf	27,040
Open pLam shelving - per note 4	140.00 lf	350.00 /lf	49,000
Integral low bookcase - 1 tier	56.00 lf	514.80 /lf	28,829
Low bookcase - 3 tier - 40"	35.00 lf	650.00 /lf	22,750
Custom book drop cabinet - library - 0640K21	4.00 lf	1,500.00 /lf	6,000
Lockable display cabinet sliding 1/2" glass doors - 0640K7	19.00 lf	1,500.00 /lf	28,500
Wood railing at hisoric building attic - 064316	(173.00) lf	100.00 /lf	(17,300)
Wood chair rail - 0640F	230.00 lf	35.00 /lf	8,050
Interior trim - 0640C	4,339.00 lf	25.00 /lf	108,475
Interior trim - paint - 0640C1	626.00 lf	25.00 /lf	15,650
Millwork coat hangers/hooks	48.00 lf	50.00 /lf	2,400
Ballett bar - note 18	23.00 lf	100.00 /lf	2,300
wood framed interior lights - various heights (glazing by others)	234.00 lf	420.00 /lf	98,280
Reclaimed wood feature @ kindergarten corridor - 1/A9.13	169.00 sf	150.00 /sf	25,350
Reclaimed wood feature @ historical corridor 210	454.00 sf	150.00 /sf	68,100
Reclaimed Motif - Project 214 - WD-2	354.00 sf	150.00 /sf	53,100
Reclaimed Motif - Corridor 305- WD-2	126.00 sf	150.00 /sf	18,900
Sensory wall mounted on z-clips - note 26	1.00 allw	1,500.00 /allw	1,500
Millwork wood storefront - 205.2 - Library trim only	180.00 sf	90.00 /sf	16,200
Millwork wood storefront - 262 - Library trim only	96.00 sf	90.00 /sf	8,640
0640W - Classroom panel 3/4" Solid Wd-1 Trim w/plywood back panel with tackboard	126.00 sf	55.00 /sf	6,930
(H) rail in attic , drwg A1.14H	190.00 lf	350.00 /lf	66,500
WD-2 Reclaimed Motif - Project 214	(354.00) sf	150.00 /sf	(53,100)
WD-2 Reclaimed Motif - Corridor 305- WD-2	(126.00) sf	150.00 /sf	(18,900)
WD-1 Reclaimed Motif - Project 214	354.00 sf	92.00 /sf	32,568
WD-1 Reclaimed Motif - Corridor 305- WD-2	126.00 sf	92.00 /sf	11,592
Wood base lgm at lockers	130.00 lf	45.00 /lf	5,850
064020 Interior Architectural Woodwork	408,500.00 gsf	3.25 /gsf	1,328,471

064216 Flush Wood Paneling

Wood wall panels - WD-1 - procenium - 0640K11	1,020.00 sf	109.20 /sf	111,384
Wood wall panels at multipurpose - WD-3 - MDF paint graid	570.00 sf	75.00 /sf	42,750



Description	Takeoff Quantity	Total Cost/Unit	Total Amount
064216 Flush Wood Paneling			
Wood wall paneling- 0642P	3,172.00 sf	91.00 /sf	288,652
Wood wall paneling- slanted - 0642P	263.00 sf	110.00 /sf	28,930
1x8 solid wood slat @ guardrail - 0642S	58.00 sf	102.00 /sf	5,916
Wood wall paneling- stair 3	303.00 sf	110.00 /sf	33,330
064216 Flush Wood Paneling		/sf	510,962
<hr/>			
06.02 FINISH CARPENTRY	246,123.00 gsf	7.47 /gsf	1,839,433
<hr/>			
06.03 HISTORIC SALVAGE & REUSE			
061400 Salvage & Reuse			
note 86 - remove and reinstall minature replica of the "Elgin Marbles"	32.00 lf	832.00 /lf	26,624
note 87 - reinstall MLK print w/ UV protective plexiglass	1.00 ls	2,080.00 /ls	2,080
Attic flooring	1.00 ls	2,080.00 /ls	2,080
061400 Salvage & Reuse			30,784
<hr/>			
06.03 HISTORIC SALVAGE & REUSE	246,123.00 gsf	0.13 /gsf	30,784
<hr/>			
07.01 WATERPROOFING, DAMPPROOFING & CAULKING (TS)			
071416 Membrane Waterproofing			
Prepruf at pits	2.00 ls	8,000.00 /ls	16,000
Sheet waterproofing with drainage board - add for footing	2,400.00 sf	11.00 /sf	26,400
Sheet waterproofing with drainage board at frost walls	1,075.00 sf	11.00 /sf	11,825
Sheet waterproofing with drainage board at EWA-01C	13,500.00 sf	11.00 /sf	148,500
Sheet waterproofing with drainage board at EWA-01CU	1,064.00 sf	11.00 /sf	11,704
Sheet waterproofing at existing foundation EWA-01H /A4.09	5,050.00 sf	11.00 /sf	55,550
Prep existing foundation to recieve drainage board EWA-01H /A4.09	6,050.00 sf	65.00 /sf	393,250
071416 Membrane Waterproofing		/sf	663,229
<hr/>			
071616 Crystalline Waterproofing			
Waterproofing for elevator pits	3.00 ls	5,662.80 /ls	16,988
071616 Crystalline Waterproofing		/ls	16,988
<hr/>			
072100 Thermal Insulation			
<i>Rigid Insulation at high walls, not required at unheated garage</i>	0.00 sf	0.00 /sf	0
Rigid insulation - at USA-01	9,237.00 sf	6.70 /sf	61,888
Rigid insulation 5" - at EWA-01C	10,110.00 sf	6.70 /sf	67,737



Description	Takeoff Quantity	Total Cost/Unit	Total Amount
072100 Thermal Insulation			
Rigid insulation 5" - at EWA-01H	5,050.00 sf	6.70 /sf	33,835
Mineral wool insulation 5" - at EWA-02C	1,779.00 sf	6.70 /sf	11,919
072100 Thermal Insulation	408,500.00 gsf	0.43 /gsf	175,379
072713 Modified Bituminous Sheet Air Barrier			
Bond on waterproofing	2,180.00 M	10.00 /M	21,800
Mock-up - waterproofing	1.00 ls	10,400.00 /ls	10,400
Air/vapor barrier - perimeter of curtain-wall	8,912.00 lf	9.36 /lf	83,416
Air/vapor barrier - exterior walls - behind mtl panel	14,139.00 sf	6.76 /sf	95,580
Air/vapor barrier - exterior soffits	8,840.00 sf	6.76 /sf	59,758
Air/vapor barrier - exterior walls - behind slate	5,368.00 sf	6.76 /sf	36,288
Air/vapor barrier - exterior walls - behind EWA-10S (brick)	25,848.00 sf	6.76 /sf	174,732
Air/vapor barrier - exterior walls - behind Wood - EWA-50S	945.00 sf	6.76 /sf	6,388
Air/vapor barrier - on conc slab above garage ESA-01R	39,068.00 sf	5.46 /sf	213,311
Air/vapor barrier - on conc slab above garage ESA-02R	6,363.00 sf	5.46 /sf	34,742
Air/vapor barrier - on conc slab above garage ESA-03R	1,370.00 sf	5.46 /sf	7,480
EWA11 - fluid-applied air-water barrier on inside wall of existing bldg + pinned insul	13,125.00 sf	12.00 /sf	157,500
Air/vapor barrier - exterior foundation walls - EWA-02C	1,779.00 sf	6.76 /sf	12,026
072713 Modified Bituminous Sheet Air Barrier		/sf	913,422
079200 Joint Sealants			
sealing & caulking - int	243,000.00 gsf	1.00 /gsf	243,000
sealing & caulking - exterior - perimeter CW	8,912.00 lf	9.15 /lf	81,563
sealing & caulking - exterior - masonry	30,151.00 sf	1.14 /sf	34,493
079200 Joint Sealants	408,500.00 sf	0.88 /sf	359,055
079500 Expansion Control			
Vehicular expansion joint cover - floor (note 61)	92.00 lf	182.00 /lf	16,744
Expansion joint cover at walls (note 62)	24.00 lf	182.00 /lf	4,368
Expansion joint cover at ceilings	92.00 lf	182.00 /lf	16,744
079500 Expansion Control	408,500.00 gsf	0.09 /gsf	37,856
07.01 WATERPROOFING, DAMPPROOFING & CAULKING (TS)	246,123.00 gsf	8.80 /gsf	2,165,930

07.02 ROOFING & FLASHING (TS)

073010 Roof Shingles



Description	Takeoff Quantity	Total Cost/Unit	Total Amount
073010 Roof Shingles			
Remove and replace roof shingles to allow for transition to new roof	650.00 sf	93.60 /sf	60,840
073010 Roof Shingles		/sf	60,840
075400 Thermoplastic-Polyolefin (TPO) Roofing			
Bond on Roofing	2,180.00 M	10.00 /M	21,800
Mock-up -roof	1.00 ls	11,440.00 /ls	11,440
Add for stone paver ballast	sf	/sf	
ERA-10R,11R - Membrane roof assembly on conc slab - 1 HR Rated	11,766.00 sf	28.00 /sf	329,448
ERA-20R,21R - Membrane roof assembly on metal deck - 1 HR Rated	37,434.00 sf	28.00 /sf	1,048,152
(H) ERA-22R - Membrane roof assembly on metal deck - 1 HR Rated	1,187.00 sf	42.00 /sf	49,854
Roof walkway pads	4,385.00 sf	12.00 /sf	52,620
075400 Thermoplastic-Polyolefin (TPO) Roofing	50,387.00 sf	30.03 /sf	1,513,314
076200 Sheet Metal Flashing and Trim (roofing TB)			
Roof edge flashing	1,930.00 lf	90.00 /lf	173,700
Add for overflow scuppers	25.00 ea	411.84 /ea	10,296
076200 Sheet Metal Flashing and Trim (roofing TB)	408,500.00 sf	0.45 /sf	183,996
077100 Roof Specialties			
Elevator vent	2.00 ea	2,059.20 /ea	4,118
Roof hatch not shown	1.00 ea	2,600.00 /ea	2,600
077100 Roof Specialties			6,718
077273 Vegetated Roof System			
Snow melt - TBD	5,560.00 sf	/sf	
ERA-40R - Waterproofing over below-grade concrete slab (New Garage) - 1 HR rated	2,784.00 sf	38.00 /sf	105,792
ERA-50 - Waterproofing over below-grade concrete slab (Exis. Garage) - patching	6,075.00 sf	8.00 /sf	48,600
ERA-31R - Plaza deck assembly on conc/steel deck - 2 HR Rated	5,560.00 sf	35.00 /sf	194,600
Temp roofing at courtyard & balcony	5,560.00 sf	10.40 /sf	57,824
077273 Vegetated Roof System	14,086.00 sf	28.88 /sf	406,816
07.02 ROOFING & FLASHING (TS)	246,123.00 gsf	8.82 /gsf	2,171,684

07.06 EXTERIOR WALL PANELS



Description	Takeoff Quantity	Total Cost/Unit	Total Amount
074213 Formed and Composite Metal Wall Panels			
Mock-up - metal panels	1.00 ls	31,200.00 /ls	31,200
EWA-40S - Formed zinc standing seam on CFMF	11,009.00 sf	120.00 /sf	1,321,080
EWA-40S.B/C - Formed zinc standing seam on CFMF	1,678.00 sf	120.00 /sf	201,360
EWA-41S - Formed zinc standing seam on structural steel - mechanical screen	6,450.00 sf	92.00 /sf	593,400
EWA-41S - mechanical screen add for insulation	6,450.00 sf	10.00 /sf	64,500
EWA-42S - Composite metal wall panel on CFMF	1,452.00 sf	104.00 /sf	151,008
<i>EWA-41S - delete zinc facing at south wing</i>	<i>(1,957.00) sf</i>	<i>/sf</i>	
Doors into mechanical screen	5.00 ea	2,000.00 /ea	10,000
EWA-41S - delete zinc facing at south wing, backer panel only to remain	(1,957.00) sf	20.00 /sf	(39,140)
ESA-40 soffit - Metal panel on CFMF	1,300.00 sf	104.00 /sf	135,200
Mineral Batt insulation at EWA-40,40S - 5"	15,282.00 sf	4.42 /sf	67,546
(H) Metal panel infill (A3.06)	220.00 sf	110.00 /sf	24,200
Aluminum C10 channel	2,778.00 lf	120.00 /lf	333,360
074213 Formed and Composite Metal Wall Panels		/sf	2,893,714
07.06 EXTERIOR WALL PANELS	246,123.00 gsf	11.76 /gsf	2,893,714
07.07 SLATE SIDING			
073126 Slate Shingles			
Slate shingles on 8" CMU (EWA-30M)	1,187.00 sf	72.80 /sf	86,414
Slate shingles on 12" CMU (EWA-30M12)	1,463.00 sf	72.80 /sf	106,506
Slate shingles on CFMF (EWA-30S)	2,718.00 sf	72.80 /sf	197,870
Mineral Batt insulation at EWA-30M - 5"	1,187.00 sf	4.42 /sf	5,247
Mineral Batt insulation at EWA-30M12 - 5"	1,463.00 sf	4.42 /sf	6,466
Mineral Batt insulation at EWA-30S - 5"	2,718.00 sf	4.42 /sf	12,014
Staging at slate (includes openings)	8,052.00 sf	8.00 /sf	64,416
073126 Slate Shingles		/sf	478,933
07.07 SLATE SIDING	246,123.00 gsf	1.95 /gsf	478,933
07.09 SPRAY FIREPROOFING			
078100 Applied Fireproofing			
New steel beams and columns - floors	80,240.00 sf	2.92 /sf	234,076
New steel beams and columns - roof	60,000.00 sf	3.03 /sf	181,896
Patching	10.00 dy	3,120.00 /dy	31,200
Patching fireproofing at existing garage, note 52/A1.11H	20.00 dy	3,120.00 /dy	62,400



Description	Takeoff Quantity	Total Cost/Unit	Total Amount
078100 Applied Fireproofing	408,500.00 sf	1.25 /sf	509,572
099646 Intumescent Painting			
Intumescent paint at HSS columns note 37 (30 ea x 14' x 7')	686.00 sfca	31.20 /sfca	21,403
Intumescent paint at W columns note 37 (30 ea x 14' x 7')	3,009.00 sfca	31.20 /sfca	93,881
Intumescent paint at misc beams	1,306.00 sfca	31.20 /sfca	40,747
099646 Intumescent Painting			156,031
07.09 SPRAY FIREPROOFING	246,123.00 gsf	2.70 /gsf	665,603
08.01 CURTAIN-WALLS (TB)			
084413 Glazed Aluminum Curtain Wall			
Bond on Curtain-wall	5,100.00 M	10.00 /M	51,000
Mock-up - curtainwall	1.00 ls	31,200.00 /ls	31,200
Exterior Curtain-wall EGA-10 - 10-1/2" Mullion	5,838.00 sf	159.50 /sf	931,161
Exterior Curtain-wall EGA-30 - 7-1/2" Mullion	14,917.00 sf	147.68 /sf	2,202,943
Add for triple pane glass at CW	20,755.00 sf	30.00 /sf	622,650
Premium for operable sash (139 ea)	1,794.00 sf	104.00 /sf	186,576
Add for security glazing where shown	3,033.00 sf	52.00 /sf	157,716
<i>Premium for spandrel glass incl with above</i>	<i>0.00 sf</i>	<i>/sf</i>	
<i>No cost delta difference in type 1 vs 2; 3 vs 4</i>	<i>0.00 sf</i>	<i>/sf</i>	
Exterior doors - dlb	22.00 lvs	8,000.00 /lvs	176,000
Exterior doors - sng	3.00 lvs	7,500.00 /lvs	22,500
Silicone sealant and extrusion at perimeter of CW	8,912.00 lf	15.60 /lf	139,027
Integral sunshades - 12" dp (detail EGA-10 A0.03C)	1,326.00 lf	140.00 /lf	185,640
Auto operators	5.00 pr	4,000.00 /pr	20,000
084413 Glazed Aluminum Curtain Wall		/sf	4,726,413
085113 Aluminum Windows			
Replace Window type T (5 ea)	145.00 sf	260.00 /sf	37,700
Replace Window transom type B (2 ea)	30.00 sf	260.00 /sf	7,800
Replace Window transom type C (1 ea)	15.00 sf	260.00 /sf	3,900
Replace Window transom type G (2 ea)	30.00 sf	260.00 /sf	7,800
Replace Window transom type H (1 ea)	15.00 sf	260.00 /sf	3,900
Replace Window transom type L (1 ea)	15.00 sf	260.00 /sf	3,900
Replace Window transom type M (1 ea)	15.00 sf	260.00 /sf	3,900
085113 Aluminum Windows		/sf	68,900
088813 Fire Rated Glazing			
rated doors - exterior	5.00 lvs	18,000.00 /lvs	90,000
(H) rated alum exterior - corridor C310 dbl	60.00 sf	468.00 /sf	28,080



Description	Takeoff Quantity	Total Cost/Unit	Total Amount
088813 Fire Rated Glazing			
(H) rated alum exterior - vestibule V203.2 dbl	60.00 sf	468.00 /sf	28,080
rated alum exterior - vestibule V200.2 dbl	60.00 sf	468.00 /sf	28,080
rated alum exterior - S6-1B sngl	30.00 sf	468.00 /sf	14,040
interior rated glass	174.00 sf	400.00 /sf	69,600
088813 Fire Rated Glazing		/sf	257,880
089119 Fixed Louvers			
Louvers at exterior	168.00 sf	180.00 /sf	30,240
089119 Fixed Louvers		/gsf	30,240
08.01 CURTAIN-WALLS (TB)	246,123.00 gsf	20.65 /gsf	5,083,433
08.02 GLASS & GLAZING (TS)			
064020 Interior Architectural Woodwork			
Trim around clearstory	2,400.00 lf	35.00 /lf	84,000
064020 Interior Architectural Woodwork		/gsf	84,000
084113 Aluminum Framed Entrances and Storefront			
Interior storefront N1, N2 - type A ,b glass - 1/4"	2,395.00 sf	132.00 /sf	316,140
Interior storefront N3 - type C low iron	230.00 sf	155.00 /sf	35,650
Interior storefront N5 Security glass with inerlayer	250.00 sf	185.00 /sf	46,250
Interior storefront N7 - 1/2" glass, butt glazed	1,000.00 sf	145.60 /sf	145,600
add for silk screen at type C	230.00 sf	40.00 /sf	9,200
add for WG-3 arlchitectural film	2,120.00 sf	25.00 /sf	53,000
Interior storefront N7 - 1/2" glass, butt glazed	(500.00) sf	145.60 /sf	(72,800)
Aluminum (int) doors complete	22.00 lvs	6,760.00 /lvs	148,720
084113 Aluminum Framed Entrances and Storefront		/sf	681,760
088000 Glazing (glazing TS)			
Bond on Glass and Glazing	1,070.00 M	10.00 /M	10,700
Glazing at wood framed interior lights - various heighs	280.00 sf	80.00 /sf	22,400
applied film on glass	1.00 allw	20,800.00 /allw	20,800
Interior clearstory -	1,200.00 sf	90.00 /sf	108,000
HM frames - add for F5 - 15 ea	120.00 sf	40.00 /sf	4,800
HM frames - add for F6 - 39 ea	468.00 sf	40.00 /sf	18,720
HM frames - add for F8 - 19 ea	304.00 sf	40.00 /sf	12,160
HM frames - add for F9 - 26 ea	546.00 sf	40.00 /sf	21,840
HM frames - add for F10 - 1 ea	26.00 sf	40.00 /sf	1,040
HM frames - add for F11 - 4 ea	80.00 sf	40.00 /sf	3,200
HM frames - add for F12 - 2 ea	62.00 sf	40.00 /sf	2,480



Description	Takeoff Quantity	Total Cost/Unit	Total Amount
088000 Glazing (glazing TS)			
HM frames - add for F13 - 4 ea	48.00 sf	40.00 /sf	1,920
HM frames - add for F14 - 6 ea	240.00 sf	40.00 /sf	9,600
HM frames - add for F15 - 1 ea	16.00 sf	40.00 /sf	640
HM frames - add for F17 - 9 ea	180.00 sf	40.00 /sf	7,200
HM frames - add for F18 - 3 ea	93.00 sf	40.00 /sf	3,720
HM frames - add for F19 - 1 ea	12.00 sf	40.00 /sf	480
HM frames - add for F20 - 1 ea	12.00 sf	40.00 /sf	480
HM door - type G	4.00 lv	300.00 /lv	1,200
HM door - type FG2 2x half light	2.00 lv	400.00 /lv	800
HM door - type N egress stairs	28.00 lv	220.00 /lv	6,160
18" draft curtain at feature stairs - 2nd floor 6,7/A7.01, 2/A9.10	60.00 lf	232.00 /lf	13,920
Glass opening in guardrail 6/A7.01	3.00 ea	400.00 /ea	1,200
Glass openings at Art rooms (3,7/A8.08)	114.71 sf	120.00 /sf	13,765
Adj shelving at display windows at art rooms (3,7/A8.08)	40.00 lf	140.00 /lf	5,600
088000 Glazing (glazing TS)	408,500.00 sf	0.72 /sf	292,825
088300 Mirrors			
Mirror at OT/PT	20.00 lf	312.00 /lf	6,240
088300 Mirrors		/gsf	6,240
08.02 GLASS & GLAZING (TS)	246,123.00 gsf	4.33 /gsf	1,064,825
08.04 DOORS AND HARDWARE			
081113 Hollow Metal Doors and Frames			
HM frames - F1, F2 single	169.00 ea	312.00 /ea	52,728
HM frames - F1, F2, F3 double	31.00 ea	468.00 /ea	14,508
HM frames - F4-F15 single	124.00 ea	312.00 /ea	38,688
HM frames - F14-F15 double	13.00 ea	468.00 /ea	6,084
HM frames - F16 Borrowed light - 18sf typ	198.00 sf	32.00 /sf	6,336
HM frames - add for F5 - 15 ea	120.00 sf	32.00 /sf	3,840
HM frames - add for F6 - 39 ea	468.00 sf	32.00 /sf	14,976
HM frames - add for F8 - 19 ea	304.00 sf	32.00 /sf	9,728
HM frames - add for F9 - 26 ea	546.00 sf	32.00 /sf	17,472
HM frames - add for F10 - 1 ea	26.00 sf	32.00 /sf	832
HM frames - add for F11 - 4 ea	80.00 sf	32.00 /sf	2,560
HM frames - add for F12 - 2 ea	62.00 sf	32.00 /sf	1,984
HM frames - add for F13 - 4 ea	48.00 sf	32.00 /sf	1,536
HM frames - add for F14 - 6 ea	240.00 sf	32.00 /sf	7,680
HM frames - add for F15 - 1 ea	16.00 sf	32.00 /sf	512



Description	Takeoff Quantity	Total Cost/Unit	Total Amount
081113 Hollow Metal Doors and Frames			
HM frames - add for F17 - 9 ea	180.00 sf	32.00 /sf	5,760
HM frames - add for F18 - 3 ea	93.00 sf	32.00 /sf	2,976
HM frames - add for F19 - 1 ea	12.00 sf	32.00 /sf	384
HM frames - add for F20 - 1 ea	12.00 sf	32.00 /sf	384
HM door - type F	91.00 lv	520.00 /lv	47,320
HM door - type G	4.00 lv	416.00 /lv	1,664
HM door - type FG2 2x half light	2.00 lv	572.00 /lv	1,144
HM door - type N egress stairs	28.00 lv	338.00 /lv	9,464
HM frames - F1, F2 single	(1.00) ea	3,200.00 /ea	(3,200)
081113 Hollow Metal Doors and Frames	125.00 lvs	1,962.88 /lvs	245,360
081416 Flush Wood Doors			
Wood doors - type F	213.00 lvs	520.00 /lvs	110,760
Wood doors - type G half light	37.00 lvs	572.00 /lvs	21,164
Wood doors - type FG1 full light - in hm frame	11.00 lvs	592.00 /lvs	6,512
Wood doors - type FG1 full light - in alum frame	11.00 lvs	592.00 /lvs	6,512
Wood doors - type N - stair egress	11.00 lvs	572.00 /lvs	6,292
081416 Flush Wood Doors	272.00 lvs	556.03 /lvs	151,240
083100 Access Doors and Panels			
Access doors & frames	1.00 ls	31,200.00 /ls	31,200
083100 Access Doors and Panels		/gsf	31,200
083473 Wood Sound Control Door Assembly			
Sound control door assembly - STC 50	2.00 pr	22,000.00 /pr	44,000
083473 Wood Sound Control Door Assembly		/gsf	44,000
087010 Install Doors and Hardware			
Install door & hardware - interior	408.00 lvs	690.00 /lvs	281,520
087010 Install Doors and Hardware	397.00 lvs	709.12 /lvs	281,520
087111 Door Hardware			
Furnish hardware	408.00 lvs	945.00 /lvs	385,560
087111 Door Hardware	397.00 lvs	971.18 /lvs	385,560
08.04 DOORS AND HARDWARE	246,123.00 gsf	4.63 /gsf	1,138,880

08.07 OVERHEAD DOORS

083326 Overhead Coiling Grilles

Fire door at garage entry - 1.5 hr

0.00 lf

0.00 /lf

0



Description	Takeoff Quantity	Total Cost/Unit	Total Amount
083336 Security Grilles			
Overhead security grille at kitchen	28.00 lf	832.00 /lf	23,296
083336 Security Grilles		/gsf	23,296
<hr/>			
08.07 OVERHEAD DOORS	246,123.00 gsf	0.10 /gsf	23,296
<hr/>			
09.01 DRYWALL & CARPENTRY			
015020 Trade Support			
Temp stairs	5.00 fl	18,720.00 /fl	93,600
Interior staging	1.00 ls	50,000.00 /ls	50,000
Clean-up laborer - bring trash to dumpsters	52.00 wks	5,720.00 /wks	297,440
015020 Trade Support	231,420.00 gsf	1.91 /gsf	441,040
<hr/>			
015060 Temporary Enclosures			
Temp walls at garage - ground floor 95' x 10'	950.00 sf	31.20 /sf	29,640
Temp walls at garage - 1st floor 120' x12'	1,440.00 sf	31.20 /sf	44,928
015060 Temporary Enclosures	231,420.00 gsf	0.32 /gsf	74,568
<hr/>			
054000 Cold-Formed Metal Framing			
Mock-up - lgmf	1.00 ls	17,846.40 /ls	17,846
ESA-40 Exterior soffit framing with 8" mineral	1,143.00 sf	24.00 /sf	27,432
ESA-50 Exterior soffit - framing with 8" mineral	7,156.00 sf	24.00 /sf	171,744
ESA-01R Exterior soffit - framing with 8" mineral	541.00 sf	24.00 /sf	12,984
LGF and sheathing at exterior walls - masonry/siding	36,850.00 sf	26.00 /sf	958,100
Engineering	1.00 ls	52,000.00 /ls	52,000
Interior gypsum at exterior walls	36,850.00 sf	3.68 /sf	135,744
Plywood, framing and insulation behind slate walls	5,368.00 sf	24.00 /sf	128,832
054000 Cold-Formed Metal Framing	231,420.00 sf	6.50 /sf	1,504,682
<hr/>			
061000 Rough Carpentry			
Roof blocking - misc based on roof sf - Liquid membrane	6,235.00 sf	2.00 /sf	12,470
Roof blocking - misc based on roof sf - TPO	50,387.00 sf	2.00 /sf	100,774
Window blocking - curtain wall	8,912.00 lf	10.31 /lf	91,860
Window blocking - at replacement	13.00 op	1,000.00 /op	13,000
Additional wood blocking - building interior	231,420.00 gsf	1.50 /gsf	347,130
Wood base lgm at lockers	67.00 lf	104.00 /lf	6,968
note 14 - interior roof over small gym storage	190.00 sf	26.00 /sf	4,940
061000 Rough Carpentry	231,420.00 sf	2.49 /sf	577,142
<hr/>			
066400 Plastic Paneling			



Description	Takeoff Quantity	Total Cost/Unit	Total Amount
066400 Plastic Paneling			
FRP - Fiberglass Reinforced Plastic Paneling at rms 137,138,139,143, 234, 260A	2,000.00 sf	18.72 /sf	37,440
FRP - Fiberglass Reinforced Plastic Paneling 7'-0" closets	1,680.00 sf	18.72 /sf	31,450
066400 Plastic Paneling	231,420.00 sf	0.30 /sf	68,890
072000 Insulation			
(H) spray insulation at roof 6" closed cell	11,600.00 sf	12.00 /sf	139,200
072000 Insulation	231,420.00 gsf	0.60 /gsf	139,200
072433 Direct Applied Finish System (DAFS)			
ESA-50 soffit - DAFS on CFMF with metal lath	7,156.00 sf	45.00 /sf	322,020
ESA-01R stucco soffit	541.00 sf	45.00 /sf	24,345
072433 Direct Applied Finish System (DAFS)	231,420.00 sf	1.50 /sf	346,365
078410 Penetration Firestopping			
Fire stopping at perimeter	85,290.00 gsf	1.56 /gsf	133,052
078410 Penetration Firestopping	231,420.00 gsf	0.58 /gsf	133,052
079500 Expansion Control			
Expansion joint complete	2.00 fl	24,000.00 /fl	48,000
079500 Expansion Control	231,420.00 gsf	0.21 /gsf	48,000
092900 Gypsum Board Assemblies			
Install HM Frame	468.00 op	102.96 /op	48,185
Premium for MR board at wall tile	26,782.00 sf	1.17 /sf	31,227
Gyp partition type 1A,1B,1C - stud + gyp (1+1+ insul)	48,420.00 sf	16.47 /sf	797,385
Gyp partition type 1D,1F,1H - stud + gyp (2+2+ insul)	41,730.00 sf	22.68 /sf	946,320
Gyp partition type 1E,1G - stud + gyp (2+1+ insul)	18,045.00 sf	19.62 /sf	354,036
Gyp partition type 2B - stud + gyp (1+ insul)	43,125.00 sf	11.10 /sf	478,686
Gyp partition type 3B,C - shaftwall - 2 hr	8,625.00 sf	24.08 /sf	207,666
Gyp partition type 6B,6C- stud x2 + gyp (2+2+ insul)	5,835.00 sf	32.31 /sf	188,522
(H) Gyp partition type 1A,1B,1C - stud + gyp (1+1+ insul)	4,965.00 sf	17.59 /sf	87,341
(H) Gyp partition type 1E,1G - stud + gyp (2+1+ insul)	5,370.00 sf	21.72 /sf	116,632
(H) Gyp partition type 2B - stud + gyp (1+ insul)	22,095.00 sf	12.22 /sf	270,005
(H) Gyp partition type 3B,C - shaftwall - 2 hr	870.00 sf	25.20 /sf	21,919
(H) EWA11 - 1 layer at bldg exterior	13,125.00 sf	9.44 /sf	123,871
Drywall reduction at nurses office	(1.00) ls	4,000.00 /ls	(4,000)
Gypsum board ceilings - new school	20,571.00 sf	14.28 /sf	293,737
Gypsum board ceilings - 2-HR new school	162.00 sf	17.25 /sf	2,795
(H) Gyp ceiling below 1st floor	11,600.00 sf	11.00 /sf	127,600



Description	Takeoff Quantity	Total Cost/Unit	Total Amount
092900 Gypsum Board Assemblies			
(H) Gyp ceiling below 2nd floor - 2 layer + insulation	11,600.00 sf	16.00 /sf	185,600
(H) Gyp ceiling below attic - 1 layer	11,600.00 sf	11.00 /sf	127,600
(H) Gyp ceiling premium for 2 hr at mech room	1,000.00 sf	6.00 /sf	6,000
Sloped ceilings at underside of stairs	1,920.00 sf	16.66 /sf	31,981
Allowance for soffits	231,420.00 sf	0.75 /sf	173,565
Level 5 at wall coverings	2,553.00 sf	4.00 /sf	10,212
092900 Gypsum Board Assemblies	231,420.00 sf	19.99 /sf	4,626,885

09.01 DRYWALL & CARPENTRY 246,123.00 gsf 32.34 /gsf 7,959,824

09.02 TILE (TS)

093013 Ceramic Tiling

Bond on tile	800.00 M	10.00 /M	8,000
TW-1 - CORRIDOR FIELD, LG SCALE	5,690.00 sf	32.24 /sf	183,446
TW-2 - CORRIDOR FIELD, SQUARE	1,243.00 sf	28.08 /sf	34,903
TW-2A - CORRIDOR ACCENT, 8X8, 8X16	1,620.00 sf	30.00 /sf	48,600
TW-3 - CLASSROOM CORRIDOR ACCENT	1,476.00 sf	28.08 /sf	41,446
TW-4 - CLASSROOM CORRIDOR ACCENT	1,975.00 sf	28.08 /sf	55,458
TW-5 at bathrooms	13,127.00 sf	28.08 /sf	368,606
WT-6 at project spaces (material allowance \$6/sf)	185.00 sf	28.08 /sf	5,195
WT-7 at cafeteria/dining (material allowance \$8/sf)	636.00 sf	30.00 /sf	19,080
WT-8 Dining/Servery (material allowance \$6/sf)	830.00 sf	28.08 /sf	23,306
Floor protection (Not used)	0.00 sf	/sf	
Redcue TW-1 material allowance from \$10 to \$6	(5,690.00) sf	4.00 /sf	(22,760)
WT-7 at cafeteria/dining (material allowance \$8/sf)	(240.00) sf	30.00 /sf	(7,200)
TW-5 at bathrooms	(130.00) sf	28.08 /sf	(3,650)
093013 Ceramic Tiling		/sf	754,430

09.02 TILE (TS) 246,123.00 gsf 3.07 /gsf 754,430

09.03 ACOUSTICAL TILE (TS)

095113 Acoustical Panel Ceilings

Bond on acoustical tile	1,190.00 M	10.00 /M	11,900
ACT-1 Armstrong Ultima 2x2	26,389.00 sf	7.50 /sf	197,918
ACT-2 Armstrong Ultima 2x4	73,910.00 sf	7.00 /sf	517,370
ACT-3 -Ultima Healthzone	2,100.00 sf	7.60 /sf	15,960
ACT-4 - Armstrong Metalworks linear synchro 13" plank	4,525.00 sf	60.00 /sf	271,500
ACT-5 - Optima 1.5" high NRC	1,715.00 sf	9.00 /sf	15,435
combo ACT-6 (20%) - RPG Omniffusur FRG / ACT-5 (80%)	1,452.00 sf	15.00 /sf	21,780



Description	Takeoff Quantity	Total Cost/Unit	Total Amount
095113 Acoustical Panel Ceilings			
WDC-1 - Armstrong woodworks channeled Plank	2,350.00 sf	56.00 /sf	131,600
095113 Acoustical Panel Ceilings	77,251.00 sf	15.32 /sf	1,183,463
<hr/>			
09.03 ACOUSTICAL TILE (TS)	246,123.00 gsf	4.81 /gsf	1,183,463
09.05 RESILIENT FLOORING (TS)			
090561 Moisture Vapor Emission Control			
Moisture mitigation at resilient flooring	86,793.00 sf	/sf	
Moisture mitigation at carpet and entrance mats	12,517.00 sf	/sf	
Moisture mitigation allowance	1.00 ls	75,000.00 /ls	75,000
090561 Moisture Vapor Emission Control		/sf	75,000
096513 Resilient Base and Accessories			
RST-1 Rubber treads and risers	2,120.00 lf	38.07 /lf	80,713
BR-1 - rubber base 6"	8,086.00 lf	3.80 /lf	30,727
BR-2 - rubber base 4"	12,559.00 lf	3.00 /lf	37,677
BR-3 - Specialty rubber base 6"	170.00 lf	5.00 /lf	850
096513 Resilient Base and Accessories		/gsf	149,967
096519 Resilient Tile Flooring			
RF-5 Tarkett rubber at elevator	100.00 sf	6.24 /sf	624
RF-6 - Rubbertile at Fab/tech lab	2,689.00 sf	12.27 /sf	32,999
RST-1 - rubber tile at stair landings	1,100.00 sf	14.00 /sf	15,400
Premium for high moisture adhesive - RF5	2,789.00 sf	/sf	
096519 Resilient Tile Flooring	2,789.00 sf	17.58 /sf	49,023
096543 Linoleum Flooring			
RF-1, RF-2 - Forbo = Marmoleum MCT 2mm	83,593.00 sf	6.40 /sf	534,995
RF-3 - Forbo = Marmoleum Modular 2.5mm	3,200.00 sf	8.50 /sf	27,200
Bond on sub	1,040.00 M	10.00 /M	10,400
RF - Linoleum tile/sheet premium for water jet cutting	0.00 ls	/ls	
Premium for high moisture adhesive	86,793.00 sf	/sf	
Floor prep,	86,793.00 sf	1.25 /sf	108,491
096543 Linoleum Flooring	86,974.00 sf	7.83 /sf	681,086
096566 Resilient Athletic Flooring			
RF-4 Mondo - Sport Impact	3,855.00 sf	14.50 /sf	55,898
RF-7 Robbins Sports surface Pulastic Classic 90 Seamless	900.00 sf	17.00 /sf	15,300
Premium for high moisture adhesive - RF4	4,755.00 sf	/sf	
Floor prep	4,755.00 sf	1.25 /sf	5,934
096566 Resilient Athletic Flooring	4,752.00 sf	16.23 /sf	77,132



Description	Takeoff Quantity	Total Cost/Unit	Total Amount
09.05 RESILIENT FLOORING (TS)	246,123.00 gsf	4.19 /gsf	1,032,209
09.06 TERRAZZO (TS)			
096623 Resinous Matrix Terrazzo Flooring			
TRZ1, TRZ2, TRZ3 Terrazzo thinset, 3/8" wth 3000 grit finish	14,529.00 sf	44.00 /sf	639,276
BTZ-1 - Terrazzo base - 6"	2,279.00 lf	28.00 /lf	63,812
BTZ-2 - Terrazzo base - 16"	181.00 lf	75.00 /lf	13,575
Terrazzo treads	500.00 lf	155.00 /lf	77,500
Terrazzo landings	430.00 sf	65.00 /sf	27,950
Floor protection	14,529.00 sf	2.00 /sf	29,058
Bond on Subs	870.00 M	10.00 /M	8,700
096623 Resinous Matrix Terrazzo Flooring		/sf	859,871
09.06 TERRAZZO (TS)	246,123.00 gsf	3.49 /gsf	859,871
09.07 PAINTING (TS)			
099000 Painting and Coating			
Paint HM frame - interior	460.00 ea	150.80 /ea	69,368
Paint HM doors - interior	125.00 lvs	104.00 /lvs	13,000
<i>(H) Sand & finish wood trim</i>	<i>0.00 ls</i>	<i>0.00 /ls</i>	<i>0</i>
Paint Stairs	19.00 fl	2,288.00 /fl	43,472
Line marking - ground level	135.00 ea	41.60 /ea	5,616
Line marking - level 1	38.00 ea	41.60 /ea	1,581
Line marking - add for ADA	3.00 ea	78.00 /ea	234
Line marking - misc	1.00 ls	4,160.00 /ls	4,160
Seal slab	83,238.00 sf	1.70 /sf	141,505
Stencil on walls	1.00 ls	22,880.00 /ls	22,880
<i>Paint garage walls - NIC</i>	<i>0.00 sf</i>	<i>0.00 /sf</i>	<i>0</i>
Stencil on walls	1.00 ls	22,880.00 /ls	22,880
Paint drywall partitions	199,080.00 sf	1.00 /sf	199,080
Bond Painting	900.00 M	10.00 /M	9,000
Paint CMU - interior	12,662.00 sf	1.26 /sf	15,934
(H) Sand and refinish all wood trim to remain	1.00 ls	75,000.00 /ls	75,000
Paint soffit in garage ceiling	3,605.00 sf	1.56 /sf	5,624
WG-1 wall graphics - allow \$8/sf	1,017.00 sf	14.00 /sf	14,238
WG-2 wall graphics - allow \$12/sf	519.00 sf	17.00 /sf	8,823
WC-1 wall covering - allow \$45/yd - Height not indicated on drawings	1,017.00 sf	12.00 /sf	12,204
Paint soffit in garage ceiling	7,697.00 sf	1.56 /sf	12,007
Paint drywall ceilings	20,733.00 sf	1.26 /sf	26,090
Reduce wall covering	(2,100.00) sf	12.00 /sf	(25,200)



Description	Takeoff Quantity	Total Cost/Unit	Total Amount
099000 Painting and Coating			
Paint exposed ceilings	32,902.00 sf	2.34 /sf	76,991
Paint exposed lintel/relieving angle exterior	1,530.00 lf	62.40 /lf	95,472
Conc-2 - sealed concrete	9,366.00 sf	2.52 /sf	23,572
Conc-3 - painted concrete	1,569.00 sf	2.52 /sf	3,949
099000 Painting and Coating	408,500.00 sf	2.15 /sf	877,480
<hr/>			
09.07 PAINTING (TS)	246,123.00 gsf	3.57 /gsf	877,480
<hr/>			
09.60 POLISHED CONCRETE			
033543 Polished Concrete Finishing			
Conc-1	2,610.00 sf	16.25 /sf	42,413
Floor protection	2,610.00 sf	1.14 /sf	2,986
033543 Polished Concrete Finishing		/sf	45,398
<hr/>			
09.60 POLISHED CONCRETE	246,123.00 gsf	0.18 /gsf	45,398
<hr/>			
09.64 WOOD FLOORING			
096400 Wood Flooring			
WDF-2 Stage laminaged wood, black finish	1,540.00 sf	24.96 /sf	38,438
Floor protection	1,540.00 sf	3.20 /sf	4,933
096400 Wood Flooring		/sf	43,371
<hr/>			
096466 Wood Athletic Flooring			
BW-2 wood base 6"h painted	165.00 lf	14.56 /lf	2,402
WDF-3 Wood sports floor with custom lines	6,600.00 sf	26.52 /sf	175,032
Floor protection	6,600.00 sf	3.20 /sf	21,141
096466 Wood Athletic Flooring		/sf	198,576
<hr/>			
09.64 WOOD FLOORING	246,123.00 gsf	0.98 /gsf	241,947
<hr/>			
09.65 EPOXY FLOORING			
096723 Resinous Flooring			
EPF-1 at kitchen - Epoxy floor Stonshield URT	2,080.00 sf	21.00 /sf	43,680
EPF-2 at bathrooms - Epoxy floor Stonshield URT	4,896.00 sf	21.00 /sf	102,816
Moisture mitigation at Epoxy flooring	6,976.00 sf	4.16 /sf	29,020
Floor protection	6,976.00 sf	1.72 /sf	11,971
096723 Resinous Flooring		/sf	187,487



Description	Takeoff Quantity	Total Cost/Unit	Total Amount
09.65 EPOXY FLOORING	246,123.00 gsf	0.76 /gsf	187,487
09.68 CARPET & MATS			
096813 Tile Carpeting			
CPT1 carpet tile (material allowance of 38/sy = \$4.22/sf	6,970.00 sf	6.22 /sf	43,353
CPT2 carpet (material allowance of 40/sy - \$4.44/sf)	2,503.00 sf	6.66 /sf	16,670
CPT3 carpet tile (material allowance of 46/sy = \$5.11/sf	1,441.00 sf	7.11 /sf	10,246
CPT4 - area rug, material allow 4.44/sf - 100 sp per room noted	685.00 sf	7.11 /sf	4,870
Floor protection	10,914.00 sf	1.40 /sf	15,280
CPT4 - area rug, material allow 4.44/sf - 100 sp per room noted	(685.00) sf	7.11 /sf	(4,870)
096813 Tile Carpeting		/sf	85,548
124810 Entrance Floor Mats and Frames			
EM-1 - Mats Inc Tire Tile	1,243.00 sf	60.84 /sf	75,624
124810 Entrance Floor Mats and Frames		/sf	75,624
09.68 CARPET & MATS	246,123.00 gsf	0.66 /gsf	161,173
09.80 ACOUSTICAL PANELS			
098433 Sound-Absorbing Wall Units			
AB-1 Acoustical baffle Turf block on ceilings	514.00 sf	70.00 /sf	35,980
Acoustical wall panel at gym - 4'h	414.00 sf	28.00 /sf	11,592
AWP-1 - CONWED WRAPPED FABRIC PANELS	2,452.00 sf	42.00 /sf	102,984
AWP-2 - Acoustic wall panel - wood	1,091.00 sf	85.00 /sf	92,735
AWP-3 - PET	485.00 sf	75.00 /sf	36,375
AWP-4 - Diffusive panel	194.00 sf	100.00 /sf	19,400
AWP-5 - Cork	48.00 sf	65.00 /sf	3,120
098433 Sound-Absorbing Wall Units		/sf	302,186
098436 Sound-Absorbing Ceiling Units			
ACP-1 MBI Blackout theater board - 4x8 panel	3,632.00 sf	20.00 /sf	72,640
ACP-2 - RPG Waveform monoradial w/ panel	1,052.00 sf	90.00 /sf	94,680
098436 Sound-Absorbing Ceiling Units		/sf	167,320
09.80 ACOUSTICAL PANELS	246,123.00 gsf	1.91 /gsf	469,506

10.02 SIGNAGE



Description	Takeoff Quantity	Total Cost/Unit	Total Amount
101419 Dimensional Letter Signage			
Room sign - type 1	145.00 ea	100.00 /ea	14,500
Changeable room sign - type 2	92.00 ea	105.00 /ea	9,660
Room sign - type 3	4.00 ea	100.00 /ea	400
Elevator room sign - type 4	10.00 ea	155.00 /ea	1,550
Elevator room sign - type 5	3.00 ea	155.00 /ea	465
Stair sign - type 6	18.00 ea	155.00 /ea	2,790
Stair sign - type 7	24.00 ea	155.00 /ea	3,720
Stair sign - type 9	10.00 ea	155.00 /ea	1,550
Evacuation plan map holder - type 10	144.00 ea	160.00 /ea	23,040
Accessible restroom sign - type 11	16.00 ea	110.00 /ea	1,760
Accessible girls restroom sign - type 12	6.00 ea	110.00 /ea	660
Accessible boys restroom sign - type 13	6.00 ea	110.00 /ea	660
Staff restroom sign - type 14	2.00 ea	110.00 /ea	220
"John Pierce School" - dimensional letter signage - front	1.00 ls	15,000.00 /ls	15,000
"John Pierce School" - dimensional letter signage - side	1.00 ls	15,000.00 /ls	15,000
"John Pierce School" - dimensional letter signage - rear	1.00 ls	15,000.00 /ls	15,000
Misc. site signage	1.00 ls	20,000.00 /ls	20,000
Pierce school interior wall graphic/logo 9/A8.21	1.00 ls	10,000.00 /ls	10,000
"Dr Pipier Smith-Mumford Auditorium" - interior dimensional letter signage	1.00 ls	10,000.00 /ls	10,000
27 dimensional letters - C206/207 corridor	27.00 ea	750.00 /ea	20,250
Vinyl graphics	1.00 ls	40,000.00 /ls	40,000
101419 Dimensional Letter Signage			206,225

10.02 SIGNAGE	246,123.00 gsf	0.84 /gsf	206,225
----------------------	-----------------------	------------------	----------------

10.03 SPECIALTIES

101100 Visual Display Surfaces

Smartboard - 4' high by Owner per email

	<i>lf</i>	<i>/lf</i>	
Glass Markerboard - 4' high - MB-1	4,326.00 sf	48.00 /sf	207,648
Glass Markerboard - MB-2	145.00 sf	48.00 /sf	6,960
Tackboard - TB-1	11,467.00 sf	25.00 /sf	286,675

101100 Visual Display Surfaces	408,500.00 sf	1.23 /sf	501,283
---------------------------------------	----------------------	-----------------	----------------

102110 Toilet Compartments

Toilet partitions - handicap	16.00 ea	2,080.00 /ea	33,280
Toilet partitions - regular	44.00 ea	1,716.00 /ea	75,504

102110 Toilet Compartments		/ea	108,784
-----------------------------------	--	------------	----------------

102300 Privacy Curtains



Description	Takeoff Quantity	Total Cost/Unit	Total Amount
102300 Privacy Curtains			
Privacy Curtains and Tracks at nurse office (note 73)	26.00 lf	104.00 /lf	2,704
102300 Privacy Curtains			2,704
102610 Corner Guards			
Corner guards - stainless steel	7.00 ea	350.00 /ea	2,450
102610 Corner Guards	408,500.00 gsf	0.01 /gsf	2,450
102800 Toilet Accessories			
Install only - TA-1 - toilet paper dispensers	72.00 ea	102.96 /ea	7,413
Install only - TA-2 - sanitary napkin disposals	43.00 ea	102.96 /ea	4,427
Surface mounted sanitary napkin vendors	11.00 ea	102.96 /ea	1,133
<i>By owner - TA-7 - beveled mirror</i>	ea	/ea	
Install only - TA-4 - paper towel dispensers	35.00 ea	85.80 /ea	3,003
F&I - TA-8 -grab bars	80.00 ea	106.59 /ea	8,527
F&I - Shower seat	3.00 ea	436.59 /ea	1,310
F&I - Shower curtain & rod	3.00 ea	436.59 /ea	1,310
Install only - TA-6 - soap dispensers	48.00 ea	85.80 /ea	4,118
<i>By owner - TA-3 - coat hanger</i>	ea	/ea	
Install only - TA-12 - baby changing	4.00 ea	300.00 /ea	1,200
Waste recepticals	35.00 ea	240.24 /ea	8,408
102800 Toilet Accessories	408,500.00 gsf	0.10 /gsf	40,850
104400 Fire Protection Cabinets			
Multi-purpose dry chemical extinguishers & cabinet	23.00 ea	514.80 /ea	11,840
104400 Fire Protection Cabinets	408,500.00 ea	0.03 /ea	11,840
105123 Metal Lockers			
Metal lockers - single tier	19.00 ea	750.00 /ea	14,250
Metal lockers - double tier	145.00 ea	820.00 /ea	118,900
Kitchen staff	3.00 ea	820.00 /ea	2,460
105123 Metal Lockers		/ea	135,610
114500 Residential Appliances			
Refrigerator	5.00 ea	2,600.00 /ea	13,000
Dishwasher	2.00 ea	1,560.00 /ea	3,120
Unload and put in place	10.00 ea	572.00 /ea	5,720
Undercounter refrigerator	1.00 ea	2,600.00 /ea	2,600
Freezer	1.00 ea	1,560.00 /ea	1,560
Dishwasher	1.00 ea	1,560.00 /ea	1,560
114500 Residential Appliances		/gsf	27,560



Description	Takeoff Quantity	Total Cost/Unit	Total Amount
115210 Projection Screens <i>Incl with A/V allowance?</i>	0.00 ls	/ls	
115520 PT/OT Equipment note 74 - suspended swing	1.00 ea	4,160.00 /ea	4,160
115520 PT/OT Equipment		/gsf	4,160
115525 Art Room Equipment note 75 - drying rack	2.00 ea	1,040.00 /ea	2,080
note 76 - printing press	1.00 ea	10,400.00 /ea	10,400
note 77 - kiln	1.00 ea	6,240.00 /ea	6,240
115525 Art Room Equipment		/gsf	18,720
116623 Gymnasium Equipment Safety padding at De-Escalation room	1.00 ls	4,160.00 /ls	4,160
116623 Gymnasium Equipment		/gsf	4,160
10.03 SPECIALTIES	246,123.00 gsf	3.49 /gsf	858,121
11.02 FOOD SERVICE EQUIPMENT			
114000 Food Service Equipment 2 Mop Rack/Shelf	1.00 ea	425.00 /ea	425
3 Detergent storage cabinet	1.00 ea	6,200.00 /ea	6,200
6 Storage Shelving Five-Tier	5.00 ea	300.00 /ea	1,500
7 Dunnage Rack	4.00 ea	300.00 /ea	1,200
8, 9 Walk-in Cooler and freezer	1.00 ea	76,500.00 /ea	76,500
11 Mobile Shelving Unit Four-Tier	14.00 ea	425.00 /ea	5,950
12 Dunnage Rack Mobile	6.00 ea	300.00 /ea	1,800
15 Hand Sink	4.00 ea	1,400.00 /ea	5,600
17 Pan Rack Mobile	3.00 ea	900.00 /ea	2,700
18 Manual Can Opener	1.00 ea	850.00 /ea	850
20 Prep table with sinks & overself	1.00 ea	6,800.00 /ea	6,800
21 Mobile Work Table	2.00 ea	1,400.00 /ea	2,800
22 Cooks Work Table	1.00 ea	9,900.00 /ea	9,900
25, 26 Exhaust Ventilator	1.00 ls	40,600.00 /ls	40,600
27 Utlity distribution system	1.00 ls	35,000.00 /ls	35,000
28 Double Convection Oven	1.00 ea	33,900.00 /ea	33,900
29 Double Convection Oven	1.00 ea	33,900.00 /ea	33,900
30 Double Combination Oven	1.00 ea	49,800.00 /ea	49,800
30a water filter assembly	1.00 ea	1,200.00 /ea	1,200



Description	Takeoff Quantity	Total Cost/Unit	Total Amount
114000 Food Service Equipment			
31 Griddle with Mobile Stand	1.00 ea	6,800.00 /ea	6,800
32 Forty-Gallon Tilting braising pan	1.00 ea	22,300.00 /ea	22,300
33 Four-Burner Range	1.00 ea	6,500.00 /ea	6,500
34 Floor Pan & Grate	1.00 ea	3,200.00 /ea	3,200
35 Ventilator demand system	1.00 ea	8,200.00 /ea	8,200
36 Fire suppression system	1.00 ls	15,200.00 /ls	15,200
39 Utensil Rack, wall mount	1.00 ea	1,100.00 /ea	1,100
40 Food Processor	1.00 ea	1,895.00 /ea	1,895
41 Cook's Table with Sink & Overhead Rack/Shelf	1.00 ea	9,500.00 /ea	9,500
42 Wall Shelf	1.00 ea	950.00 /ea	950
44 Three-Compartment Sink	1.00 ea	14,200.00 /ea	14,200
45 Wall Shelf	1.00 ea	900.00 /ea	900
46 Utility Cart	2.00 ea	900.00 /ea	1,800
47 Mobile Shelving Unit Four-Tier	5.00 ea	400.00 /ea	2,000
50 Clean Ware Table	1.00 ea	6,200.00 /ea	6,200
51 Water Filter Assembly	1.00 ea	950.00 /ea	950
52 Dishmachine Rack Conveyor Ventless	1.00 ea	38,600.00 /ea	38,600
53 disposer control panel	1.00 ea	2,000.00 /ea	2,000
54 disposer	1.00 ea	9,800.00 /ea	9,800
55 Hose Reel Assembly	1.00 ea	1,850.00 /ea	1,850
56 Soiled ware table	1.00 ea	12,600.00 /ea	12,600
57 Shutter	1.00 ea	4,500.00 /ea	4,500
60 Mobile Hot Food Holding Cabinet Pass-thru	1.00 ea	6,200.00 /ea	6,200
61 Drop Cord with Inline GFCI	2.00 ea	900.00 /ea	1,800
62 Mobile Work Table	1.00 ea	1,400.00 /ea	1,400
63 Refrigerator Pass-Thru	2.00 ea	12,800.00 /ea	25,600
64 Mobile work table	2.00 ea	1,200.00 /ea	2,400
65 Mobile hot food holding cabinet	1.00 ea	6,200.00 /ea	6,200
68 Mobile Display Serving Counter	2.00 ea	8,000.00 /ea	16,000
69 Mobile Hot Food Serving Counter	2.00 ea	13,300.00 /ea	26,600
69a Convertible Glass Food Protector	2.00 ea	9,000.00 /ea	18,000
70 Hood food wells	8.00 ea	800.00 /ea	6,400
71 Mobile Cold Food Serving Counter	2.00 ea	13,300.00 /ea	26,600
71a Convertible Glass Food Protector	2.00 ea	14,200.00 /ea	28,400
72 Drop-in Cold Pan (Three-Pan Unit)	2.00 ea	3,300.00 /ea	6,600
73 Refrigerated Self-Serve Grab & Go	2.00 ea	11,300.00 /ea	22,600
74 Milk Cooler	1.00 ea	3,200.00 /ea	3,200
75 Mobile Cashier Stand	2.00 ea	13,300.00 /ea	26,600
77 Mobile salad bar counter with self serve glass food protector	1.00 ea	18,900.00 /ea	18,900



Description	Takeoff Quantity	Total Cost/Unit	Total Amount
114000 Food Service Equipment			
77a glass food protector	1.00 ls	9,800.00 /ls	9,800
78 Cold pan	1.00 ea	3,800.00 /ea	3,800
Deliver & Installation	1.00 ls	45,500.00 /ls	45,500
114000 Food Service Equipment	408,500.00 gsf	1.94 /gsf	790,270
<hr/>			
11.02 FOOD SERVICE EQUIPMENT	246,123.00 gsf	3.21 /gsf	790,270
<hr/>			
11.04 STAGE CURTAIN & RIGGING			
116100 Theatrical Equipment			
Theater rigging - per Port 12/7/23 budget	1.00 ls	96,843.00 /ls	96,843
Curtains	1.00 ls	37,375.00 /ls	37,375
Labor (\$110,701 less \$35,000 for electrical)	1.00 ls	75,701.00 /ls	75,701
Lifts	1.00 ls	12,000.00 /ls	12,000
116100 Theatrical Equipment			221,919
<hr/>			
11.04 STAGE CURTAIN & RIGGING	246,123.00 gsf	0.90 /gsf	221,919
<hr/>			
11.05 GYMNASIUM EQUIPMENT & STANDS			
116623 Gymnasium Equipment			
score board with display below	1.00 ls	34,320.00 /ls	34,320
ropes and rings - 6 sets	1.00 ls	10,400.00 /ls	10,400
basketball backstop - wall mtd side folding	2.00 ea	8,580.00 /ea	17,160
basketball backstop - ceiling-hung - retractable glass	4.00 ea	8,580.00 /ea	34,320
volleyball Equipment (floor sleeves)	2.00 ea	1,508.00 /ea	3,016
Wall padding - gymnasium	2,042.00 sf	19.76 /sf	40,350
Shot clock	1.00 ls	10,000.00 /ls	10,000
116623 Gymnasium Equipment		/gsf	149,566
<hr/>			
116653 Gymnasium Divider Curtain			
gym divider curtain (gym) - electric roll up 68' x 23'h	1,564.00 sf	11.44 /sf	17,892
116653 Gymnasium Divider Curtain		/gsf	17,892
<hr/>			
126600 Telescoping Stands			
retractable Bleachers at gym	168.00 sea	234.00 /seat	39,312
	t		
retractable Bleachers at multi purpose room w/ padded seats	231.00 sea	364.00 /seat	84,084
	t		
126600 Telescoping Stands	408,500.00 gsf	0.30 /gsf	123,396



Description	Takeoff Quantity	Total Cost/Unit	Total Amount
11.05 GYMNASIUM EQUIPMENT & STANDS	246,123.00 gsf	1.18 /gsf	290,854
11.06 PARKING EQUIPMENT			
110000 Parking Equipment			
Parking eq	1.00 ls	100,000.00 /ls	100,000
110000 Parking Equipment			100,000
11.06 PARKING EQUIPMENT	246,123.00 gsf	0.41 /gsf	100,000
11.07 WINDOW WASHING EQUIPMENT			
110140 Tieback and Lifeline Anchors			
Tie off davits, no cable, bolted to structural steel with isolation pad	40.00 ea	3,500.00 /ea	140,000
110140 Tieback and Lifeline Anchors		/gsf	140,000
11.07 WINDOW WASHING EQUIPMENT	246,123.00 gsf	0.57 /gsf	140,000
12.02 WINDOW TREATMENT			
122200 Curtain and Drapes			
WT-5 custom fabric, motorized - 002 Multipurpose	871.00 sf	45.00 /sf	39,195
122200 Curtain and Drapes			39,195
122413 Roller Window Shades			
WT-1 snl roller shade, moterized	1,888.00 sf	8.50 /sf	16,048
WT-2 dbl roll shade motorized - multipurpose	704.00 sf	16.00 /sf	11,264
WT-3 snl roll manual	15,576.00 sf	8.00 /sf	124,608
WT-4 snl roll blackout manual	3,163.00 sf	14.00 /sf	44,282
add for motors (no wider than 10')	44.00 ea	1,123.20 /ea	49,421
122413 Roller Window Shades			245,623
12.02 WINDOW TREATMENT	246,123.00 gsf	1.16 /gsf	284,818
12.30 MANUFACTURED CASEWORK			
123216 Manufactured Plastic-Laminate-Clad Caseworks			
11/A9.11 - Wall cabinets	671.00 lf	325.00 /lf	218,075
2/A9.11 - ADA undermount sink w/base cabinet	104.00 lf	350.00 /lf	36,400
9/A9.11 - Drop-in ADA Sink W/Apron	15.00 lf	550.00 /lf	8,250
8/A9.11 - Base cabinet w/doors @ Science & Art	102.00 lf	325.00 /lf	33,150



Description	Takeoff Quantity	Total Cost/Unit	Total Amount
123216 Manufactured Plastic-Laminate-Clad Caseworks			
7/A9.11 - Base Cabinet w/Door @ Science Side Walls	59.00 lf	350.00 /lf	20,650
5/A9.11 - Drop-IN ADA Sink W/Apron @ Science Walls	15.00 lf	420.00 /lf	6,300
4/A9.11 - pLam - base cabinet	6.00 lf	495.00 /lf	2,970
3/A9.11- base cabinets	598.00 lf	451.00 /lf	269,698
Wardrobe w/adj. shelving	188.00 lf	509.65 /lf	95,814
Wardrobe - 36" per note 3	57.00 lf	509.65 /lf	29,050
Single sided wood bookshelves to 7'	80.00 lf	875.16 /lf	70,013
Instrument shelving - 3/A9.12	63.00 lf	926.64 /lf	58,378
Wegner instrument storage	18.00 lf	1,029.60 /lf	18,533
note 16 - OT/PT special storage (3 locations)	30.00 lf	823.68 /lf	24,710
Instrument shelving above lockers - 2/A9.12	194.00 lf	550.00 /lf	106,700
Instrument open shelving - 13/A9.11 - music	123.00 lf	550.00 /lf	67,650
Cubbies - typical - 4/A9.12	12.00 lf	550.00 /lf	6,600
Cubbies - typical - 1/A9.12	642.00 lf	550.00 /lf	353,100
Epoxy resin drying rack - pegboard - Science	6.00 lf	550.01 /lf	3,300
Solid surface countertop	1,007.00 lf	250.00 /lf	251,750
Solid surface counter - ADA undermount sink w/apron 1/A9.11	176.00 lf	412.50 /lf	72,600
pLam countertop	226.00 lf	198.00 /lf	44,748
pLam filler panels	100.00 sf	38.50 /sf	3,850
pLam work counter - 15/A9.11	90.00 lf	440.00 /lf	39,600
Casework at nurse office	(1.00) ls	6,000.02 /ls	(6,000)
Wardrobes added at nurse office	3.00 ea	1,799.99 /ea	5,400
Wegner instrument storage	(18.00) lf	1,029.60 /lf	(18,533)
123216 Manufactured Plastic-Laminate-Clad Caseworks			1,822,757

12.30 MANUFACTURED CASEWORK	246,123.00 gsf	7.41 /gsf	1,822,757
------------------------------------	-----------------------	------------------	------------------

14.01 ELEVATOR (TS)

142123 MRL Electric Traction Passenger Elevators

H MRL #4 - cab and machine 3500#, sngl door	1.00 ls	85,800.00 /ls	85,800
H MRL #4 - add for 2nd door	1.00 ls	31,200.00 /ls	31,200
H MRL - stops	4.00 sto	38,000.00 /stop	152,000
	p		
Elevator #1 - MRL - cab and machine - 3500#, 200fpm, 41' travel	1.00 ls	85,800.00 /ls	85,800
Elevator #1 - MRL stop - 3500#	4.00 sto	38,000.00 /stop	152,000
	p		
Elevator #2 - MRL - cab and machine - 3500#, 2 fpm, 10' travel	1.00 ls	85,800.00 /ls	85,800



Description	Takeoff Quantity	Total Cost/Unit	Total Amount
142123 MRL Electric Traction Passenger Elevators			
Elevator #2 - MRL stop - 3500#	2.00 sto	38,000.00 /stop	76,000
	p		
Elevator #2 - add for custom elevator for reduced head height	1.00 ls	78,000.00 /ls	78,000
Bond on elevator	750.00 M	14.00 /M	10,500
142123 MRL Electric Traction Passenger Elevators		/st	757,100
14.01 ELEVATOR (TS)	246,123.00 gsf	3.08 /gsf	757,100
21-01 FIRE PROTECTION (TS)			
210000 Fire Protection (TS)			
GRs (management/design, permits, as-builts, coring, fire stopping) - bldg	174,000.00 sf	1.25 /sf	217,500
GRs (management/design, permits, as-builts, coring, fire stopping) - garage	60,000.00 sf	1.25 /sf	75,000
Rework exist. fire protection system	9,997.00 sf	6.00 /sf	59,982
Fire protection at infill - new mains to existing bldg	5,550.00 sf	3.12 /sf	17,316
Fire protection at infill at connector/bridge	4,000.00 sf	7.13 /sf	28,538
Bond on FP	1,890.00 M	10.00 /M	18,900
210000 Fire Protection (TS)	408,500.00 gsf	1.02 /gsf	417,236
211200 Fire Suppression Wet-Pipe Sprinkler System			
Fire dept. inlet connection - 2-1/2" polished brass - 2-way	1.00 ea	1,031.60 /ea	1,032
Roof manifold connection - 2-1/2" polished brass - 2-way	4.00 ea	1,031.51 /ea	4,126
Fire main - sch 40 black steel piping w/ fittings - 8"	20.00 lf	147.34 /lf	2,947
Standpipe - sch 40 black steel piping w/ fittings - 4"	250.00 lf	69.86 /lf	17,465
Standpipe - sch 40 black steel piping w/ fittings - 6"	750.00 lf	115.82 /lf	86,865
Fire hose cabinet - aluminum - recessed	12.00 ea	1,297.98 /ea	15,576
Sprinkler head - wet - recessed pendant	1,105.00 ea	147.45 /ea	162,936
Sprinkler head - wet - pendant or upright	390.00 ea	90.72 /ea	35,380
Sprinkler branch piping black steel sch. 40 w/ fittings (avg. size)	11,960.00 lf	32.68 /lf	390,892
Sprinkler main piping black steel sch. 10 w/ fittings (avg. size)	2,795.00 lf	45.21 /lf	126,359
Wet alarm valve - 8"	1.00 ea	5,188.16 /ea	5,188
Double check valve (BFP) assembly - 8"	1.00 ea	13,060.32 /ea	13,060
Zone flow control valve	6.00 ea	3,138.00 /ea	18,828
Waterflow switch	7.00 ea	521.68 /ea	3,652
Tamper switch	19.00 ea	440.43 /ea	8,368
Test port/test header	1.00 ea	1,170.53 /ea	1,171
Electric bell	1.00 ea	778.46 /ea	778



Description	Takeoff Quantity	Total Cost/Unit	Total Amount
211200 Fire Suppression Wet-Pipe Sprinkler System		/gsf	894,622
211316 Dry-Pipe Sprinkler System			
Sprinkler head - dry - pendant or upright garage	500.00 ea	92.40 /ea	46,199
New coverage - for limit of this project only	19,849.00 gsf	8.24 /gsf	163,524
Dry branch piping galvanized sch. 40 - w/ fittings (avg. size)	5,000.00 lf	42.76 /lf	213,800
Dry main piping galvanized sch. 40 - w/ fittings (avg. size)	1,000.00 lf	120.59 /lf	120,585
Dry alarm valve	1.00 ea	6,277.78 /ea	6,278
Dry system maintenance air compressor	1.00 ea	5,847.57 /ea	5,848
Nitrogen generator	0.00 ls	0.00 /ls	0
211316 Dry-Pipe Sprinkler System		/gsf	556,233
213000 Fire Pumps			
Fire pump w jockey & controller (750 gpm, 100 hp)	0.00 ea	0.00 /ea	0
21-01 FIRE PROTECTION (TS)	246,123.00 gsf	7.59 /gsf	1,868,091
22-01 PLUMBING (TS)			
220000 Plumbing - General Conditions			
Bond	4,400.00 M	10.00 /M	44,000
Penetration firestopping	246,123.00 sf	0.40 /sf	98,449
General requirements (management, permits, as-builts, coring, fire stopping)	246,123.00 sf	2.00 /sf	492,246
Commissioning support/lump sum	1.00 ls	10,000.00 /ls	10,000
220000 Plumbing - General Conditions	242,938.00 gsf	2.65 /gsf	644,695
220700 Plumbing - Insulation			
Insulation (misc.)	231,420.00 sf	0.26 /sf	60,169
Insulation (misc.) - infill, bridge, connector	6,994.00 sf	1.00 /sf	6,994
Insulation/copper pipe/fiberglass	18,750.00 lf	10.41 /lf	195,268
220700 Plumbing - Insulation	242,938.00 gsf	1.08 /gsf	262,431
221000 Plumbing - Facility Water Distribution			
Domestic & non-potable water system (misc. not shown)	242,938.00 sf	0.26 /sf	63,164
Water meter w/remote readout - 2"	1.00 ea	2,062.96 /ea	2,063
Water meter w/remote readout - 4"	1.00 ea	3,086.97 /ea	3,087
Backflow preventer/RPZ-BFP - 2" (lab sinks)	1.00 ea	2,240.73 /ea	2,241
Backflow preventer/RPZ-BFP - 2" (lab sinks)	2.00 ea	2,240.73 /ea	4,481
Backflow preventer/RPZ-BFP	1.00 ea	2,622.22 /ea	2,622
Recirculation pump/bronze - avg. size	1.00 ea	874.53 /ea	875
Recirculation pump/bronze - avg. size	1.00 ea	874.53 /ea	875



Description	Takeoff Quantity	Total Cost/Unit	Total Amount
221000 Plumbing - Facility Water Distribution			
Thermostatic mixing valve/TMV - avg. size	1.00 ea	1,509.57 /ea	1,510
Thermostatic mixing valve/TMV - avg. size	1.00 ea	1,509.57 /ea	1,510
(H) Hose bibbs w/vac. breaker - interior	2.00 ea	250.37 /ea	501
Hose bibbs w/vac. breaker - interior	15.00 ea	250.37 /ea	3,756
Hose bibbs/exterior	3.00 ea	359.05 /ea	1,077
Hose bibbs/exterior	4.00 ea	359.05 /ea	1,436
Trap primers/electronic	10.00 ea	1,816.46 /ea	18,165
(H) Trap primers/electronic	2.00 ea	1,816.46 /ea	3,633
Valve box/dishwasher	1.00 ea	298.01 /ea	298
Valve box/dishwasher	1.00 ea	298.01 /ea	298
(H) Valve box/refrigerator	1.00 ea	226.51 /ea	227
Valve box/refrigerator	5.00 ea	226.50 /ea	1,132
Domestic water AG/type "L" copper/solder - avg. size (fixtures)	9,450.00 lf	39.56 /lf	373,790
Domestic water AG/type "L" copper/solder (kitchen connections)	1,650.00 lf	39.56 /lf	65,265
Non-potable water AG/type "L" copper/solder - avg. size (science sinks)	950.00 lf	39.56 /lf	37,577
Domestic water AG/type "L" copper/solder - 1/2" (trap primers)	1,250.00 lf	16.97 /lf	21,217
Domestic water AG/type "L" copper/solder - 1/2"	2,000.00 lf	14.21 /lf	28,411
Domestic water AG/type "L" copper/solder - 3/4"	1,500.00 lf	16.16 /lf	24,232
Domestic water AG/type "L" copper/solder - 1-1/4"	250.00 lf	24.34 /lf	6,085
Domestic water AG/type "L" copper/solder - 1-1/2"	150.00 lf	29.21 /lf	4,381
Domestic water AG/type "L" copper/solder - 2"	400.00 lf	39.02 /lf	15,606
Domestic water AG/type "L" copper/solder - 2-1/2"	200.00 lf	71.58 /lf	14,316
Domestic water AG/type "L" copper/solder - 3"	225.00 lf	91.98 /lf	20,695
Domestic water AG/type "L" copper/solder - 4"	275.00 lf	135.68 /lf	37,312
Tempered water piping AG/type "L" copper/solder (emerg. showers)	450.00 lf	24.57 /lf	11,057
- Domestic water piping accessories	18,750.00 lf	4.22 /lf	79,123
Minimal heat trace in garage	1.00 ls	10,000.02 /ls	10,000
221000 Plumbing - Facility Water Distribution	242,938.00 gsf	3.55 /gsf	862,016
221300 Plumbing - Sanitary, Waste & Vent Piping			
Sanitary waste & vent system (misc. not shown)	231,420.00 sf	0.26 /sf	60,169
Floor drain - avg. size	25.00 ea	420.49 /ea	10,512
Garage drain/hvy duty	15.00 ea	550.49 /ea	8,257
Floor sink - avg. size	4.00 ea	3,254.61 /ea	13,018
Trench drain/heavy duty	25.00 lf	363.20 /lf	9,080



Description	Takeoff Quantity	Total Cost/Unit	Total Amount
221300 Plumbing - Sanitary, Waste & Vent Piping			
Grease interceptor/interior	2.00 ea	15,000.02 /ea	30,000
Oil interceptor/exterior	2.00 ea	10,895.92 /ea	21,792
Groundwater ejector pump/duplex	1.00 ea	20,712.44 /ea	20,712
Elevator sump pump	3.00 ea	5,000.01 /ea	15,000
Elevator sump pump	(1.00) ea	5,000.02 /ea	(5,000)
Garage waste & vent UG/cast iron single hub pipe & ftgs. - 4"	700.00 lf	41.68 /lf	29,179
Garage waste & vent UG/cast iron single hub pipe & ftgs. - 6"	600.00 lf	95.18 /lf	57,106
Sanitary UG/cast iron single hub pipe & ftgs. - 8"	60.00 lf	98.92 /lf	5,935
Sanitary AG/cast iron no hub pipe & ftgs. - avg. size	7,225.00 lf	59.05 /lf	426,603
Sanitary AG/cast iron no hub pipe & ftgs. - 2"	1,150.00 lf	32.70 /lf	37,604
Sanitary AG/cast iron no hub pipe & ftgs. - 3"	400.00 lf	41.82 /lf	16,729
Garage waste & vent AG/cast iron no hub pipe & ftgs. - 4"	1,200.00 lf	66.07 /lf	79,285
Sanitary AG/cast iron no hub pipe & ftgs. - 4"	650.00 lf	49.79 /lf	32,364
Sanitary AG/cast iron no hub pipe & ftgs. - 8"	50.00 lf	172.05 /lf	8,603
Grease waste UG/cast iron single hub pipe & ftgs. - 6"	80.00 lf	95.18 /lf	7,614
Grease waste & vent AG/cast iron no hub pipe & ftgs. - avg. size	300.00 lf	59.05 /lf	17,714
Grease waste AG/cast iron no hub pipe & ftgs. - 1"	300.00 lf	39.43 /lf	11,829
Grease waste AG/cast iron no hub pipe & ftgs. - 1-1/2"	100.00 lf	39.43 /lf	3,943
Grease waste AG/cast iron no hub pipe & ftgs. - 2"	250.00 lf	40.37 /lf	10,093
Grease waste AG/cast iron no hub pipe & ftgs. - 4"	25.00 lf	63.53 /lf	1,588
- Sanitary waste & vent piping accessories	13,090.00 lf	3.84 /lf	50,218
Heat trace at traps in garage	1.00 ls	25,000.02 /ls	25,000
221300 Plumbing - Sanitary, Waste & Vent Piping	242,938.00 gsf	4.14 /gsf	1,004,947
221400 Plumbing - Rainleader Piping			
Storm drainage system (misc)	246,000.00 sf	0.26 /sf	63,960
Allowance to protect and rework roof drains as required for waterproofing	1.00 ls	26,381.32 /ls	26,381
Modification to accept addition and allow renovation	1.00 ls	13,509.94 /ls	13,510
Roof drain- 4" (RD-C)	6.00 ea	489.96 /ea	2,940
Roof drain - 6" (RD-C)	16.00 ea	652.18 /ea	10,435
Area drain (courtyard)	4.00 ea	483.37 /ea	1,933
Rainleader UG/cast iron single hub pipe & ftgs. - 12"	75.00 lf	177.71 /lf	13,328
Rainleader UG/cast iron no hub pipe & ftgs. - avg. size	125.00 lf	75.23 /lf	9,404
Tie-ins to existing rainleader - A/G	1.00 ea	329.55 /ea	330
Rainleader AG/cast iron no hub pipe & ftgs. - avg. size	2,200.00 lf	145.70 /lf	320,532
Rainleader AG/cast iron no hub pipe & ftgs. - 4"	50.00 lf	49.79 /lf	2,490
Rainleader AG/cast iron no hub pipe & ftgs. - 5"	125.00 lf	65.63 /lf	8,204
Rainleader AG/cast iron no hub pipe & ftgs. - 6"	125.00 lf	77.61 /lf	9,702



Description	Takeoff Quantity	Total Cost/Unit	Total Amount
221400 Plumbing - Rainleader Piping			
- Rainleader piping accessories	150.00 lf	3.84 /lf	575
- Rainleader piping accessories	2,650.00 lf	3.84 /lf	10,166
221400 Plumbing - Rainleader Piping	242,938.00 gsf	2.03 /gsf	493,890
223000 Plumbing - Equipment			
HWH/electric - 8 gals	8.00 ea	914.73 /ea	7,318
HWH/electric - 50 gals/9 kw (non-potable)	2.00 ea	3,499.99 /ea	7,000
HWH/electric - 50 gals/9 kw (non-potable & tempered) for science	2.00 ea	5,000.01 /ea	10,000
HWH/electric - 500 gallon/36 kw (kitchen)	1.00 ea	24,999.98 /ea	25,000
HWH/electric - 250 gals/9 kw (tempered water)	1.00 ea	9,500.03 /ea	9,500
Water heaters/electric/point of service	20.00 ea	1,626.44 /ea	32,529
Water heaters/electric/point of service (single sink)	91.00 ea	1,858.79 /ea	169,150
Water heaters/electric/point of service (double sink)	13.00 ea	2,327.45 /ea	30,257
Water heaters/electric/point of service	3.00 ea	2,323.50 /ea	6,971
Plumbing - offload & rigging (l)	2.00 ea	641.97 /ea	1,284
Plumbing - offload & distribution (s)	135.00 ea	95.49 /ea	12,892
Plumbing - offload & distribution (l)	2.00 ea	381.97 /ea	764
223000 Plumbing - Equipment	242,938.00 gsf	1.29 /gsf	312,663
224000 Plumbing - Fixtures			
Water closet/wall mnt./carrier/flush valve (P-1)	33.00 ea	1,797.80 /ea	59,327
Water closet/wall mnt./carrier/flush valve (P-1) incl piping	(1.00) ea	2,799.99 /ea	(2,800)
Water closet/wall mnt./carrier/flush valve/ADA (P-1A)	36.00 ea	1,856.14 /ea	66,821
Urinal/wall mnt./carrier/flush valve (P-2)	5.00 ea	1,645.46 /ea	8,227
Urinal/wall mnt./carrier/flush valve/ADA (P-2A)	6.00 ea	1,705.52 /ea	10,233
Lavatory/wall hung/metering faucet/carrier/ADA (P-3A)	48.00 ea	2,063.49 /ea	99,048
Lavatory/wall hung/metering faucet/carrier/ADA (P-3A) - incl piping	(1.00) ea	2,799.96 /ea	(2,800)
Exam room sing with piping	(1.00) ea	3,499.99 /ea	(3,500)
Faucet only/integral lavatory/ADA (for P-9 & P-9A)	86.00 ea	659.23 /ea	56,694
Trough type wash sink/2-faucet/3-bay (P-3)	2.00 ea	7,609.43 /ea	15,219
Sink/1-bowl/ADA - w/ instant elec. water heater (P-7)	11.00 ea	5,522.21 /ea	60,744
Sink/specialty/art room sink (P-8 & P-8A)	6.00 ea	3,172.70 /ea	19,036
Sink/specialty - (slop sink)	1.00 ea	3,172.71 /ea	3,173
Sink/specialty/art room sink (P-8 & P-8A)	(3.00) ea	3,172.70 /ea	(9,518)
Sink/acid waste/std 2-lever faucet (P-10 & P-10A)	19.00 ea	1,648.22 /ea	31,316
- Solids interceptors (Art Room sinks)	6.00 ea	769.72 /ea	4,618
Mop sink/floor mnt - 24"x24" (P-5)	10.00 ea	1,931.22 /ea	19,312
Shower stall/std valve & access./3'x3' fiberglass/ADA (P-6A)	4.00 ea	4,534.73 /ea	18,139



Description	Takeoff Quantity	Total Cost/Unit	Total Amount
224000 Plumbing - Fixtures			
Emergency shower/eye wash sta./mixing valve/pedestal (P-12)	5.00 ea	4,176.56 /ea	20,883
Water cooler/bottle filler/single (P-4)	18.00 ea	2,754.34 /ea	49,578
Kitchen equipment connections misc.	1.00 ls	26,000.00 /ls	26,000
- Plumbing fixtures offload & distribution	290.00 ea	95.49 /ea	27,693
- Plumbing fixtures rough-in	290.00 ea	127.99 /ea	37,118
224000 Plumbing - Fixtures	290.00 fx	2,119.18 /fx	614,562
226600 Plumbing - Acid Neutrization System			
Acid neut. Tank/5 gallon - 1-sink	19.00 ea	1,126.99 /ea	21,413
- Limestone chips/50 lb. bag	19.00 ea	54.76 /ea	1,040
Acid waste AG/sch 40 polypropylene fuseal - avg. size	475.00 lf	73.65 /lf	34,984
- Acid waste & vent piping accessories	475.00 lf	2.67 /lf	1,267
Piping, insulation for above	19.00 fx	4,138.32 /fx	78,628
226600 Plumbing - Acid Neutrization System	242,938.00 gsf	0.57 /gsf	137,332
22-01 PLUMBING (TS)	246,123.00 gsf	17.60 /gsf	4,332,537
23-01 HVAC (TS)			
230001 HVAC GCs			
Bond	17,900.00 M	10.00 /M	179,000
Penetration firestopping	172,307.00 sf	0.40 /sf	68,923
General requirements (management, permits, as-builts, coring, fire stopping)	172,307.00 sf	1.53 /sf	263,423
Demolition/cut, drop & make safe (sq. ft.) at common garage	1.00 ls	39,200.00 /ls	39,200
230001 HVAC GCs	231,420.00 gsf	2.38 /gsf	550,546
230593 Testing, Adjusting and Balancing for HVAC			
Testing & balancing/cost per sq. ft. - school	172,307.00 sf	0.69 /sf	118,203
Testing & balancing/cost per sq. ft. - garage	60,000.00 sf	0.25 /sf	15,000
230593 Testing, Adjusting and Balancing for HVAC	231,420.00 gsf	0.58 /gsf	133,203
230700 HVAC Insulation			
Insulation/ductwork/blanket wrap - SA	67,500.00 sf	4.99 /sf	336,689
Insulation/ductwork/blanket wrap - RA & EA	81,100.00 sf	4.99 /sf	404,525
Insulation/ductwork/firewrap (two layer)	1,000.00 sf	38.52 /sf	38,523
Insulation/pipe/copper (terminal)	15,550.00 lf	10.27 /lf	159,678
Insulation/pipe/weld (mains)	16,500.00 lf	17.19 /lf	283,610
Insulation/pipe/weld (4")	125.00 lf	17.19 /lf	2,149



Description	Takeoff Quantity	Total Cost/Unit	Total Amount
230700 HVAC Insulation			
Insulation/pipe/weld (5"-8")	450.00 lf	27.94 /lf	12,574
Insulation/pipe/weld (10"-12")	360.00 lf	53.77 /lf	19,356
Insulation/pipe/weld/weatherproof exposed (avg. size)	600.00 lf	41.04 /lf	24,621
Insulation/pipe/weld/ add for PVC jacket (2-1/2"-6") - mech rm	325.00 lf	10.41 /lf	3,382
Insulation/pipe/weld/ add for PVC jacket (8"-12") - mech rm	610.00 lf	19.32 /lf	11,786
230700 HVAC Insulation	231,420.00 gsf	5.60 /gsf	1,296,893
230800 HVAC Commissioning Support			
Commissioning support/lump sum	1.00 ls	19,600.00 /ls	19,600
230800 HVAC Commissioning Support	231,420.00 gsf	0.09 /gsf	19,600
230900 Direct Digital Control System for HVAC			
Automatic temperature controls/cost per sq. ft.	231,420.00 sf	0.25 /sf	57,855
ATC - BAS hardware, software & engineering	1.00 ls	27,395.90 /ls	27,396
ATC - for AHU/RTUS use combo temp & humidity sensors	(1.00) ls	57,079.97 /ls	(57,080)
ATC - CO2 demand ventilation (area served)	231,420.00 sf	0.49 /sf	113,396
ATC - Mini-split AC condensing units (w/factory controls)	4.00 ea	817.87 /ea	3,271
ATC - Mini-split AC indoor units (w/factory controls)	4.00 ea	547.92 /ea	2,192
ATC - HRC plant - 134 pts.	134.00 pnt	1,000.00 /pnt	134,000
ATC - RTU-1 thru 6 - 104 pts.	624.00 pnt	1,000.00 /pnt	624,000
ATC - RTU-7 thru 11 - 94 pts.	470.00 pnt	1,000.00 /pnt	470,000
ATC - RTU-12 - 40 pts.	40.00 pnt	649.93 /pnt	25,997
ATC - Exhaust fans - 5 pts.	55.00 pnt	592.91 /pnt	32,610
ATC - Jet fans - 3 pts.	21.00 pnt	592.91 /pnt	12,451
ATC - Kitchen exhaust fans - 10 pts.	20.00 pnt	637.90 /pnt	12,758
ATC - Heat exchangers - 7 pts.	14.00 pnt	1,111.87 /pnt	15,566
ATC - Constant volume damper 2 pts.	46.00 pnt	345.46 /pnt	15,891
ATC - VAV boxes w/coil (ATC furn. & install controls) - 4 pts.	560.00 pnt	514.95 /pnt	288,372
ATC - Fan coil units/4 pipe - 6 pts.	84.00 pnt	416.95 /pnt	35,024
ATC - Fintube radiation zones - 2 pts.	10.00 pnt	320.96 /pnt	3,210
ATC - Cabinet unit heaters - 3 pts.	15.00 pnt	320.96 /pnt	4,814
ATC - Unit heaters - 3 pts.	57.00 pnt	320.96 /pnt	18,294
ATC - Radiant ceiling panel zones - 2 pts.	316.00 pnt	320.96 /pnt	101,422
230900 Direct Digital Control System for HVAC	231,420.00 gsf	8.39 /gsf	1,941,440
231000 Facility Fuel Systems/Oil & Gas			
<i>Fuel oil system</i>	0.00 ls	/ls	
231000 Facility Fuel Systems/Oil & Gas	231,420.00 gsf	/gsf	
232113 Hydronic Piping			



Description	Takeoff Quantity	Total Cost/Unit	Total Amount
232113 Hydronic Piping			
HW & CHW s&r/type "L" copper solder - terminal equipment	14,850.00 lf	34.00 /lf	504,900
Hot water s&r/sch 40 blk stl ERW weld - mains	7,850.00 lf	91.46 /lf	717,961
Chilled water s&r/sch 40 blk stl ERW weld - mains	6,000.00 lf	91.46 /lf	548,760
Chilled water s&r/sch 40 blk stl ERW weld - 4"	125.00 lf	106.33 /lf	13,291
Chilled water s&r/sch 40 blk stl ERW weld - 8"	250.00 lf	232.96 /lf	58,240
Condenser water s&r/sch 40 blk stl ERW weld - 6"	200.00 lf	173.45 /lf	34,690
Condenser water s&r/sch 40 blk stl ERW weld - 10"	360.00 lf	289.53 /lf	104,231
CCHW water s&r/type "L" copper solder - terminal equipment	700.00 lf	27.87 /lf	19,509
CCHW water s&r/sch 40 blk stl ERW weld - mains	2,650.00 lf	97.34 /lf	257,951
- Hydronic pipe heat tracing	600.00 lf	46.83 /lf	28,098
Refrigerant piping/type "ACR" hard copper/brazed	375.00 lf	43.75 /lf	16,406
232113 Hydronic Piping	231,420.00 gsf	9.96 /gsf	2,304,037
232114 HVAC Pumps			
Pump/base mount/3 pump array - P-1 (HHW)	1.00 ea	31,219.40 /ea	31,219
Pump/base mount/3 pump array - P-2 (CHW)	1.00 ea	31,219.40 /ea	31,219
Pump/base mount/3 pump array - P-3 & 4 (CW)	2.00 ea	31,219.36 /ea	62,439
Pump/base mount/3 pump array - P-5 (CCHW)	1.00 ea	31,219.40 /ea	31,219
Air separators	5.00 ea	3,960.69 /ea	19,803
Expansion tanks/ASME	8.00 ea	9,309.66 /ea	74,477
Buffer tank	4.00 ea	3,857.03 /ea	15,428
232114 HVAC Pumps	231,420.00 gsf	1.15 /gsf	265,806
232500 HVAC Water Treatment			
Chemical treatment	1.00 ea	11,707.08 /ea	11,707
- Shot feeder & coupon rack	4.00 ea	1,751.04 /ea	7,004
Glycol feed/50 gal. tank w/pump	4.00 ea	6,568.17 /ea	26,273
- Glycol solution/40% propylene	300.00 gal	30.25 /gal	9,075
232500 HVAC Water Treatment	231,420.00 gsf	0.23 /gsf	54,059
233000 HVAC Sheetmetal			
Sheetmetal & accessories/galvanized - SA	92,000.00 lb	19.00 /lb	1,748,000
Sheetmetal & accessories/galvanized - RA & EA	118,400.00 lb	19.00 /lb	2,249,600
Sheetmetal & accessories/stainless steel	700.00 lb	33.90 /lb	23,727
Sheetmetal & accessories/welded black iron	1,900.00 lb	26.25 /lb	49,878
Sheetmetal & accessories/pre-fab insulated - underground	1,500.00 lb	24.67 /lb	37,009
SM - Diffusers, registers & grilles	12.00 ea	228.90 /ea	2,747
SM - Supply diffusers	22.00 ea	224.46 /ea	4,938
SM - Return air grilles	199.00 ea	187.22 /ea	37,256



Description	Takeoff Quantity	Total Cost/Unit	Total Amount
233000 HVAC Sheetmetal			
SM - Exhaust air grilles	61.00 ea	170.56 /ea	10,404
SM - Displ. Diffuser/Floor Mnt. - 10"	79.00 ea	1,146.70 /ea	90,590
SM - Displ. Diffuser/Floor Mnt. - 12"	133.00 ea	1,352.52 /ea	179,885
SM - Displ. Diffuser/Floor Mnt. - horiz.	55.00 ea	1,249.61 /ea	68,729
Misc. fans - EF-1 thru 8	8.00 ea	3,430.00 /ea	27,440
EF/centrifugal downblast/roof/belt drive - 6,250 cfm - GEF-3	1.00 ea	4,655.83 /ea	4,656
EF/centrifugal downblast/roof/belt drive - 18,600 cfm - GEF-1 & 2	2.00 ea	8,355.35 /ea	16,711
Jet fan/inline	7.00 ea	1,383.53 /ea	9,685
Kiln exhaust - avg. size (Vent-A-Kiln)	1.00 ea	1,288.42 /ea	1,288
233000 HVAC Sheetmetal	231,420.00 gsf	19.72 /gsf	4,562,541
233400 HVAC Fans			
EF/centrifugal upblast/roof - 300 cfm - KEF-2	1.00 ea	2,154.89 /ea	2,155
EF/centrifugal upblast/roof - 4,700 cfm - KEF-1	1.00 ea	5,373.45 /ea	5,373
233400 HVAC Fans	231,420.00 gsf	0.03 /gsf	7,528
233600 Air Terminal Units			
Variable air volume box w coil & controls	150.00 ea	1,570.51 /ea	235,577
Constant air volume box	23.00 ea	938.87 /ea	21,594
233600 Air Terminal Units	231,420.00 gsf	1.11 /gsf	257,171
235000 HVAC Boilers & Heat Exchangers			
Boiler/HW/electric	1.00 ea	63,820.85 /ea	63,821
Boiler circulator pump	1.00 ea	1,013.49 /ea	1,013
Heat exchanger/plate & frame/water to water - HX-1 & 2	2.00 ea	35,217.38 /ea	70,435
235000 HVAC Boilers & Heat Exchangers	231,420.00 gsf	0.59 /gsf	135,269
236000 Heat Pumps			
Heat pump chiller - HRC-1 (8) 85 ton modules	680.00 ton	2,450.00 /tons	1,666,000
	S		
Side stream filter	1.00 ea	20,483.80 /ea	20,484
236000 Heat Pumps	231,420.00 gsf	7.29 /gsf	1,686,484
237000 HVAC - Central Air Handling Equipment			
Vendor quote - Haakon (reduced at recon) - RTU-1 thru 12	98,000.00 cfm	30.00 /cfm	2,940,000
Air handling unit - RTU-1	0.00 cfm	/cfm	
Air handling unit - RTU-2	0.00 cfm	/cfm	
Air handling unit - RTU-3	0.00 cfm	/cfm	
Air handling unit - RTU-4	0.00 cfm	/cfm	
Air handling unit - RTU-5	0.00 cfm	/cfm	
Air handling unit - RTU-6	0.00 cfm	/cfm	
Air handling unit - RTU-7	0.00 cfm	/cfm	
Air handling unit - RTU-8	0.00 cfm	/cfm	
Air handling unit - RTU-9	0.00 cfm	/cfm	



Description	Takeoff Quantity	Total Cost/Unit	Total Amount
237000 HVAC - Central Air Handling Equipment			
Air handling unit - RTU-10	0.00 cfm	/cfm	
Air handling unit - RTU-11	0.00 cfm	/cfm	
Air handling unit - RTU-12 (MAU)	0.00 cfm	/cfm	
incl sound attenuation, airflow measurement...	0.00 cfm	/cfm	
237000 HVAC - Central Air Handling Equipment	231,420.00 gsf	12.70 /gsf	2,940,000
238020 Mini-Split AC & Heat Pump Systems			
Mini-split AC system/1-zone/wall mnt./cool only - EMR	3.00 ea	4,053.60 /ea	12,161
Mini-split AC system/1-zone/wall mnt./cool only - elec. & tel data	4.00 ea	4,053.59 /ea	16,214
238020 Mini-Split AC & Heat Pump Systems	231,420.00 gsf	0.12 /gsf	28,375
238200 Convection Heating Units			
Fan coil unit/hydronic 4-pipe/horiz. or vert. - 600 cfm	12.00 ea	2,306.61 /ea	27,679
Fan coil unit/hydronic 4-pipe/horiz. or vert. - 1,000 cfm	2.00 ea	3,689.94 /ea	7,380
Radiant ceiling panels/24" wide - ft.	8,815.00 lf	130.00 /lf	1,145,950
Finned-tube radiation w/enclosure - 1 row	215.00 lf	98.49 /lf	21,176
Cabinet unit heater/hot water/ceiling mount	5.00 ea	1,933.06 /ea	9,665
Unit heater/hot water/horiz./propeller	15.00 ea	1,215.29 /ea	18,229
Unit heater/electric/horiz./propeller	4.00 ea	1,372.07 /ea	5,488
238200 Convection Heating Units	231,420.00 gsf	5.34 /gsf	1,235,568
238500 HVAC Equipment VFD's			
VFD w/keypad/disconnect/bypass/NEMA 1 - fans	13.00 ea	4,713.14 /ea	61,271
VFD w/keypad/disconnect/bypass/NEMA 1 - pump arrays	5.00 ea	6,511.25 /ea	32,556
238500 HVAC Equipment VFD's	231,420.00 gsf	0.41 /gsf	93,827
239000 HVAC Equipment Rigging/Setting/Start Up			
Equipment hoisting/rigging/setting/start-up	172,307.00 sf	1.37 /sf	236,405
239000 HVAC Equipment Rigging/Setting/Start Up	231,420.00 gsf	1.02 /gsf	236,405
23-01 HVAC (TS)	246,123.00 gsf	72.11 /gsf	17,748,753
26-01 ELECTRICAL (TS)			
260000 Electrical General Requirements			
Bond	14,200.00 M	10.00 /M	142,000
Penetration firestopping	246,123.00 sf	0.40 /sf	98,449
Project management (16 hrs/wk)	130.00 wks	2,662.40 /wks	346,112
3D/BIM coordination (1 coordinator/week)	8.00 wks	6,240.00 /wks	49,920
Project phasing costs	1.00 ls	52,000.00 /ls	52,000
Temporary light stringers and GFI power drops	246,123.00 sf	0.78 /sf	191,976



Description	Takeoff Quantity	Total Cost/Unit	Total Amount
260000 Electrical General Requirements			
Temporary electric service (200A @ 480V) - carried seperately	1.00 ea	12,041.16 /ea	12,041
Temporary electric service (400A @ 480V) - carried seperately	2.00 ea	20,098.79 /ea	40,198
Temporary heat detector coverage during construction	246,123.00 sf	0.52 /sf	127,984
260000 Electrical General Requirements	231,420.00 gsf	4.58 /gsf	1,060,680
260505 Electrical Demo			
<i>Electrical phased demo - cut, drop & make safe - carried seperately</i>	30,456.00 sf	/sf	
<i>General electrical phased demo - cut, drop & make safe or maintain - carried seperately</i>	19,849.00 sf	/sf	
<i>Demolish existing building - disconnect & makesafe only - carried seperately</i>	1.00 ea	/ea	
260505 Electrical Demo	242,938.00 gsf	/gsf	
260508 Electrical Distribution			
Feeder (PVC/CU) - 150A	230.00 lf	31.93 /lf	7,345
Feeder (PVC/CU) - 2000A - Genset feeder	200.00 lf	700.00 /lf	140,000
Feeder (PVC/CU) - 3500A	270.00 lf	1,037.81 /lf	280,208
Empty spare conduit - sch 40 PVC 2x 3" @ misc ductbanks	230.00 lf	30.94 /lf	7,117
Empty spare conduit - sch 40 PVC 1x 4" @ misc ductbanks	500.00 lf	19.93 /lf	9,967
Empty conduit - sch 40 PVC - 2 x 4" - primary to new pad mtd xfmr	30.00 lf	37.84 /lf	1,135
Inner-cell conduit @ PVC - 3x 1-1/4" - Ductbank EE	140.00 lf	29.21 /lf	4,089
Hand hole / splicebox	2.00 ea	1,528.76 /ea	3,058
Electric manhole	1.00 ea	7,460.96 /ea	7,461
Cast iron manhole frame/cover	1.00 ea	1,255.38 /ea	1,255
<i>Ut Co primary switch 13.8KV - F&I by Eversource</i>	0.00 EXC	/EXC	
<i>Ut co pad mtd transformer 13.8KV-480/277V - F&I by Eversource</i>	0.00 EXC	/EXC	
Primary ductbank connection to existng 15KV switch	1.00 ea	1,295.96 /ea	1,296
Secondary Transclosure - 4000A-3PH/4W-480V	1.00 ea	13,546.79 /ea	13,547
Tie-in secondary feeders @ Ut Co Pad mount transformer - 4000A-480V	1.00 ea	2,394.50 /ea	2,395
ADJUST TO VENDOR QUOTE - Switchgear Package - Square D	1.00 lot	509,545.00 /lot	509,545
Emergency power off (EPO) @ UPS	1.00 ea	346.17 /ea	346
Fused disconnect switch - 30A/3P	1.00 ea	531.49 /ea	531
Fused disconnect switch - 100A/3P	1.00 ea	849.91 /ea	850
Fused disconnect switch - 200A/3P	1.00 ea	1,439.61 /ea	1,440
Fused disconnect switch - 600A/3P	1.00 ea	2,649.50 /ea	2,650
SPD, external surge protector	53.00 ea	1,120.72 /ea	59,398
Meter socket for utility metering	2.00 ea	502.22 /ea	1,004
Switchboard (CU) - 3500A, 480V, 3PH, 65kAIC, 4-section (PQM, SPD)	1.00 ea	279,914.20 /ea	279,914
Panelboard - 60A, 42-circuit	1.00 ea	3,161.20 /ea	3,161
Panelboard - 60A, 60-circuit	1.00 ea	3,603.41 /ea	3,603



Description	Takeoff Quantity	Total Cost/Unit	Total Amount
260508 Electrical Distribution			
Panelboard - 100A, 42-circuit	16.00 ea	3,586.68 /ea	57,387
Panelboard - 100A, 84-circuit	1.00 ea	6,035.79 /ea	6,036
Panelboard - 150A, 84-circuit	3.00 ea	7,224.12 /ea	21,672
Panelboard - 200A, 60-circuit	1.00 ea	5,444.61 /ea	5,445
Panelboard - 225A, 42-circuit	4.00 ea	4,741.40 /ea	18,966
Panelboard - 225A, 84-circuit	9.00 ea	7,454.36 /ea	67,089
Panelboard - 225A, 126-circuit	10.00 ea	9,209.32 /ea	92,093
Panelboard - 400A, 84-circuit	4.00 ea	11,737.76 /ea	46,951
Distribution panel - 400A	4.00 ea	20,479.32 /ea	81,917
Distribution panel - 600A	2.00 ea	26,352.04 /ea	52,704
Distribution panel - 800A	5.00 ea	35,523.48 /ea	177,617
Transformer (K-13) - floor/wall - 45kVA, 480V:208V	11.00 ea	8,590.50 /ea	94,496
Transformer (K-13) - floor/wall - 75kVA, 480V:208V	6.00 ea	11,637.72 /ea	69,826
Transformer (K-13) - floor/wall - 112.5kVA, 480V:208V	1.00 ea	13,972.34 /ea	13,972
Transformer (K-13) - floor - 225kVA, 480V:208V	1.00 ea	23,255.38 /ea	23,255
Trapeze mount for transformer	4.00 ea	657.21 /ea	2,629
UPS - 24KW/30kVA, 208V	1.00 ea	30,512.00 /ea	30,512
Engineered services - start-up assistance (manufacturer)	1.00 ea	4,320.96 /ea	4,321
Feeder pull box - 36"x36"x8"	0.00 ea	/ea	
Feeder (EMT/CU) - 20A	50.00 lf	8.78 /lf	439
Feeder (EMT/CU) - 60A	555.00 lf	20.03 /lf	11,114
Feeder (EMT/CU) - 100A	1,555.00 lf	27.56 /lf	42,849
Feeder (EMT/CU) - 150A	1,300.00 lf	35.97 /lf	46,759
Feeder (EMT/CU) - 200A	150.00 lf	43.88 /lf	6,581
Feeder (EMT/CU) - 225A	1,635.00 lf	62.45 /lf	102,105
Feeder (EMT/CU) - 250A	290.00 lf	72.85 /lf	21,127
Feeder (EMT/CU) - 400A	730.00 lf	108.09 /lf	78,904
Feeder (EMT/CU) - 800A	760.00 lf	202.78 /lf	154,114
Feeder (EMT/CU) - 1000A	35.00 lf	300.47 /lf	10,517
Empty conduit (EMT) - 1" @ BMS or IDF to PV Inverters	1,220.00 lf	7.28 /lf	8,879
M.I. Cable - 4-1/c #3 - 100A	890.00 lf	112.23 /lf	99,885
Roof PV system panel - future - EXCLUDED	1,002.00 EXC	/EXC	
Wall PV system panel - future - EXCLUDED	54.00 EXC	/EXC	
Inverter Feeders (EMT/CU) - 200A (490' = future) - EXCLUDED	0.00 EXC	/EXC	
Feeder (EMT/CU) - 600A	260.00 lf	155.54 /lf	40,440
260508 Electrical Distribution	231,420.00 gsf	12.24 /gsf	2,831,915
260526 Grounding and Bonding for Electrical Systems			
Building grounding and bonding	246,123.00 sf	0.12 /sf	29,535
Utility transformer grounding and bonding	1.00 ea	1,168.40 /ea	1,168
Generator grounding and bonding	1.00 ea	1,168.40 /ea	1,168
Dry-type transformer grounding and bonding	20.00 ea	234.04 /ea	4,681



Description	Takeoff Quantity	Total Cost/Unit	Total Amount
260526 Grounding and Bonding for Electrical Systems	231,420.00 gsf	0.16 /gsf	36,552
260583 Equipment Wiring			
Mechanical power & connection	19,849.00 sf	1.30 /sf	25,804
Add for mechanical power & connection not detailed below	143,099.00 sf	2.34 /sf	334,852
Add for mechanical power & connection not detailed below	30,456.00 sf	1.92 /sf	58,597
Add for mechanical power & connection not detailed below	6,994.00 sf	1.30 /sf	9,092
Add for mechanical power & connection not detailed below	62,389.00 sf	0.78 /sf	48,663
MC Cable (12/2) - 20A	3,389.12 lf	3.75 /lf	12,709
MC Cable (12/2) - 20A	2,196.00 lf	3.75 /lf	8,235
MC Cable (12/2) - 20A	384.00 lf	3.75 /lf	1,440
MC Cable (10/2) - 20A	847.28 lf	4.71 /lf	3,991
MC Cable (10/2) - 20A	732.00 lf	4.71 /lf	3,448
MC Cable (10/2) - 20A	48.00 lf	4.71 /lf	226
Feeder (EMT/CU) - 20A	5,083.68 lf	7.95 /lf	40,392
Feeder (EMT/CU) - 20A	1,464.00 lf	7.95 /lf	11,632
Feeder (EMT/CU) - 20A	1,536.00 lf	7.95 /lf	12,204
Feeder (EMT/CU) - 30A	1,270.92 lf	8.55 /lf	10,868
Feeder (EMT/CU) - 30A	488.00 lf	8.55 /lf	4,173
Feeder (EMT/CU) - 30A	192.00 lf	8.55 /lf	1,642
Feeder (EMT/CU) - 60A	270.00 lf	15.51 /lf	4,187
Feeder (EMT/CU) - 60A	110.00 lf	15.51 /lf	1,706
Feeder (EMT/CU) - 100A	1,480.00 lf	21.67 /lf	32,070
Feeder (EMT/CU) - 100A	90.00 lf	21.67 /lf	1,950
Feeder (EMT/CU) - 150A	225.00 lf	28.36 /lf	6,380
Feeder (EMT/CU) - 150A	120.00 lf	28.36 /lf	3,403
Feeder (EMT/CU) - 200A	150.00 lf	33.70 /lf	5,055
Power for automatic temperature control panels - assumed qty	12.00 ea	448.81 /ea	5,386
Power for automatic temperature control panels - assumed qty	6.00 ea	448.81 /ea	2,693
Power for automatic temperature control panels - assumed qty	2.00 ea	448.81 /ea	898
Power for automatic temperature control panels - assumed qty	2.00 ea	448.81 /ea	898
Elevator connection - NF disco: 60A, 600V/3P	1.00 ea	1,068.88 /ea	1,069
Elevator connection - NF disco: 60A, 600V/3P	1.00 ea	1,068.88 /ea	1,069
Allow for kitchen equipment connections not detailed	1.00 AL	36,400.00 /ALW	36,400
	W		
Allow for kitchen equipment connections not detailed	1.00 AL	7,800.00 /ALW	7,800
	W		



Description	Takeoff Quantity	Total Cost/Unit	Total Amount
260583 Equipment Wiring			
AHU - circuit / disconnect / connection	12.00 ea	1,904.70 /ea	22,856
AHU - circuit / disconnect / connection	1.00 ea	1,904.70 /ea	1,905
AHU - circuit / disconnect / connection	1.00 ea	1,904.70 /ea	1,905
VAV box power connection w/ snap switch (20A)	29.00 ea	565.53 /ea	16,400
VAV box power connection w/ snap switch (20A)	9.00 ea	565.53 /ea	5,090
VAV box power connection w/ snap switch (20A)	2.00 ea	565.53 /ea	1,131
CUH/UH - circuit / disconnect / connection	4.00 ea	511.39 /ea	2,046
Heat Pump Chiller HRC-1 - circuit / disconnect / connection	1.00 ea	1,373.80 /ea	1,374
Exhaust fan - circuit / disconnect / connection	2.00 ea	1,425.80 /ea	2,852
Exhaust fan - circuit / disconnect / connection	14.00 ea	1,425.80 /ea	19,961
Electronic trap primer power connection (120V)	10.00 ea	358.15 /ea	3,581
Electronic trap primer power connection (120V)	2.00 ea	358.15 /ea	716
Electric boiler power connection w/ N1 disco	1.00 ea	1,835.59 /ea	1,836
Water cooler / bottle filler power connection (20A)	14.00 ea	334.47 /ea	4,683
Water cooler / bottle filler power connection (20A)	4.00 ea	334.47 /ea	1,338
Mini-split AC system - circuit / service switch / connection	5.00 ea	920.68 /ea	4,603
Mini-split AC system - circuit / service switch / connection	1.00 ea	920.68 /ea	921
Mini-split AC system - circuit / service switch / connection	1.00 ea	920.68 /ea	921
Water heater point of use single sink (electric) - circuit / service switch / connection	91.00 ea	476.21 /ea	43,335
Water heater point of use double sink (electric) - circuit / service switch / connection	13.00 ea	584.02 /ea	7,592
Water heater 8 gal (electric) - circuit / service switch / connection	8.00 ea	644.83 /ea	5,159
Water heater 50 gal (electric) - circuit / service switch / connection	2.00 ea	998.00 /ea	1,996
Water heater 250 gal (electric) - circuit / service switch / connection	1.00 ea	2,177.14 /ea	2,177
Water heater 500 gal (electric) - circuit / service switch / connection	1.00 ea	3,012.15 /ea	3,012
Water heater point of use single sink (electric) - circuit / service switch / connection	25.00 ea	476.21 /ea	11,905
Water heater 50 gal (electric) - circuit / service switch / connection	2.00 ea	998.00 /ea	1,996
Boiler circulator pump - circuit / service switch / connection	1.00 ea	649.13 /ea	649
Misc pump - circuit / service switch / connection	8.00 ea	649.11 /ea	5,193
Misc pump - circuit / service switch / connection	3.00 ea	649.09 /ea	1,947
Misc pump - circuit / service switch / connection	1.00 ea	649.13 /ea	649
Power and controls to OH doors	2.00 ea	1,872.01 /ea	3,744
Misc pump - circuit / service switch / connection	(1.00) ea	649.09 /ea	(649)



Description	Takeoff Quantity	Total Cost/Unit	Total Amount
260583 Equipment Wiring			
Elevator sump pump - circuit / disconnect (3R) / connection	1.00 ea	1,368.80 /ea	1,369
Elevator sump pump - circuit / disconnect (3R) / connection	1.00 ea	1,368.80 /ea	1,369
Acid neut. system power connection w/ N1 disco (30A)	12.00 ea	1,390.56 /ea	16,687
Acid neut. system power connection w/ N1 disco (30A)	7.00 ea	1,390.57 /ea	9,734
Power and controls to OH grille at cafeteria	1.00 ea	1,871.93 /ea	1,872
260583 Equipment Wiring	231,420.00 gsf	3.94 /gsf	912,785
260923 Lighting Control Devices			
Add for lighting controls & branch wiring not shown	231,420.00 sf	0.75 /sf	173,565
Single pole switch - 20A, 1-gang	12.00 ea	120.20 /ea	1,442
L(a) - ALCS local station	235.00 ea	247.32 /ea	58,121
Occupancy sensor, ceiling mounted	518.00 ea	374.77 /ea	194,130
Light sensing photocell	52.00 ea	342.89 /ea	17,830
MC cable (12/2) - 20A	13,889.00 lf	3.99 /lf	55,469
MC cable (12/3) - 20A	2,451.00 lf	4.70 /lf	11,523
EMT (12/2) - 20A	3,472.25 lf	7.63 /lf	26,494
EMT (12/3) - 20A	612.75 lf	8.20 /lf	5,026
260923 Lighting Control Devices	231,420.00 gsf	2.35 /gsf	543,600
262726 Wiring Devices			
Add for occupancy controls @ receptacles	231,420.00 sf	1.50 /sf	347,130
MC cable (12/2) - 20A	27,302.40 lf	3.99 /lf	109,038
MC cable (12/3) - 20A	5,460.48 lf	4.70 /lf	25,672
MC cable (10/2) - 30A	3,640.32 lf	4.53 /lf	16,488
EMT (12/2) - 20A	6,825.60 lf	7.63 /lf	52,080
EMT (12/3) - 20A	1,365.12 lf	8.20 /lf	11,197
EMT (10/2) - 30A	910.08 lf	8.18 /lf	7,444
Duplex receptacle - 20A	312.00 ea	83.26 /ea	25,976
Duplex receptacle - 20A - controlled	534.00 ea	93.32 /ea	49,830
Duplex receptacle - 20A - GFCI	102.00 ea	106.43 /ea	10,855
Duplex receptacle - 20A - GFCI - controlled	136.00 ea	111.35 /ea	15,144
Duplex receptacle - 20A - GFCI - W.P.	47.00 ea	141.68 /ea	6,659
Twist-lock receptacle - 20A - L5-20R	1.00 ea	119.28 /ea	119
Quadruplex receptacle - 20A	13.00 ea	111.32 /ea	1,447
Quadruplex receptacle - 20A - controlled	249.00 ea	127.54 /ea	31,757
Special receptacle - 30A - 14-30R (kiln)	1.00 ea	128.29 /ea	128
Junction box - 4" sq. w/ cover and whip	8.00 ea	119.30 /ea	954
Poke-thru - 1 gang	1.00 ea	864.30 /ea	864
Poke-thru - 3 gang	4.00 ea	1,409.07 /ea	5,636
Poke-thru - 4 gang	2.00 ea	1,646.83 /ea	3,294



Description	Takeoff Quantity	Total Cost/Unit	Total Amount
262726 Wiring Devices			
Cord reel (20A) w/ quad receptacle	12.00 ea	808.55 /ea	9,703
262726 Wiring Devices	231,420.00 gsf	3.16 /gsf	731,416
263200 Packaged Generator Assemblies			
Diesel generator - 750kW	1.00 ea	550,000.00 /ea	550,000
Annunciator panel circuitry (EMT - 37#14)	100.00 lf	60.99 /lf	6,099
Generator annunciator panel	1.00 ea	1,384.70 /ea	1,385
Diesel fuel for test & fill = per gallon (assumes 24hrs standby + 8 hrs testing)	1,680.00 ea	7.54 /ea	12,667
Testing and start-up	1.00 ea	1,707.60 /ea	1,708
Generator rigging/crane (on grade - 500kW - 1000kW)	1.00 ea	11,231.44 /ea	11,231
Interlock / Camlock quick connect box - NEMA-3R	1.00 ea	10,836.92 /ea	10,837
Belly tank	1,200.00 gal	20.00 /gal	24,000
263200 Packaged Generator Assemblies	231,420.00 kw	2.67 /kw	617,926
263343 Electric Vehicle Charging			
EV charging station, dual connector, pedestal mounted	1.00 ea	13,820.03 /ea	13,820
EV charging station, dual connector, wall mounted	13.00 ea	12,906.55 /ea	167,785
Data cabling to EV stations	2,240.00 lf	6.42 /lf	14,380
Feeder (EMT/CU) - 40A	2,240.00 lf	9.57 /lf	21,432
Conduit EV ready - home runs rqr'd for each	2,100.00 lf	3.38 /lf	7,098
263343 Electric Vehicle Charging	231,420.00 ea	0.97 /ea	224,515
263600 Transfer Switches			
ATS-LS - 260A, 3-phase, no bypass isolation	1.00 ea	12,417.44 /ea	12,417
ATS-OS - 2000A, 3-phase, no bypass isolation	1.00 ea	63,390.04 /ea	63,390
MTS - 400A, 480V, 3-phase, NEMA-3R @ Firepump (by others)	1.00 ea	1,427.74 /ea	1,428
263600 Transfer Switches	231,420.00 gsf	0.33 /gsf	77,235
264000 Lightning Protection			
UL certified LP subcontractor (roof area)	72,576.00 sf	0.81 /sf	58,874
Ground rods	24.00 ea	253.49 /ea	6,084
1" PVC conduit w/ pullstring - downleads	330.00 lf	13.81 /lf	4,557
Bare copper wire - #6 - downleads	450.00 lf	1.05 /lf	474
264000 Lightning Protection	231,420.00 gsf	0.30 /gsf	69,988
265000 Lighting			
VENDOR BUDGET - Interior Light Fixtures	1.00 lot	##### /lot	1,750,000
F1 - 3"D susp cyl dn lt	25.00 ea	130.76 /ea	3,269



Description	Takeoff Quantity	Total Cost/Unit	Total Amount
265000 Lighting			
F18 - susp round pendant	40.00 ea	130.76 /ea	5,231
F1A - 3"D susp cyl dn lt	29.00 ea	130.76 /ea	3,792
F11B - 1'x4' rec lay-in	14.00 ea	86.97 /ea	1,218
F2 - 3"D rec dn lt	203.00 ea	97.23 /ea	19,737
F2A - 3"D rec dn lt	2.00 ea	97.23 /ea	194
F11 - 2'x2' rec lay-in	165.00 ea	88.97 /ea	14,679
F11A - 2'x2' rec lay-in	25.00 ea	88.97 /ea	2,224
F2B - 3"D rec dn lt	6.00 ea	97.23 /ea	583
F2C - 3"D rec dn lt	251.00 ea	97.23 /ea	24,404
F2D - 3"D rec dn l	55.00 ea	97.23 /ea	5,347
F2E - 3"D rec dn lt	81.00 ea	97.23 /ea	7,875
F2F - 3"D rec adj dn lt	28.00 ea	107.49 /ea	3,010
F3 - 4'L - 3"W rec linear fixture	222.00 ea	130.13 /ea	28,889
F3 - 6'L - 3"W rec linear fixture	17.00 ea	151.91 /ea	2,582
F3B - 6'L - 3"W rec linear fixture	9.00 ea	151.91 /ea	1,367
LS4 - 4' wrap around	60.00 ea	94.60 /ea	5,676
LS4H - 4' wrap around	2.00 ea	94.60 /ea	189
LS8 - 4' WP utility fixture	83.00 ea	94.97 /ea	7,882
LS2 - 2' industrial strip ?	4.00 ea	79.20 /ea	317
F19 - 8' industrial strip	6.00 ea	112.62 /ea	676
D4 - wall sconce	2.00 ea	117.62 /ea	235
EX2 - recessed downlight	23.00 ea	97.23 /ea	2,236
EX2A - recessed downlight	3.00 ea	97.23 /ea	292
F17 - rec step light	45.00 ea	117.62 /ea	5,293
EX1 - wall mounted downlight	3.00 ea	117.62 /ea	353
EX1A - wall mounted downlight	3.00 ea	117.62 /ea	353
EX9 - bldg mtd floodlight	10.00 ea	178.93 /ea	1,789
F7 - 18" susp round pendant	40.00 ea	153.41 /ea	6,136
D1 - 72" susp dec cluster pendant	1.00 ea	895.96 /ea	896
D2 - susp dec cluster pendant	19.00 ea	173.93 /ea	3,305
D3 - susp dec cluster pendant	5.00 ea	459.83 /ea	2,299
D6 - susp dec pendant	3.00 ea	173.93 /ea	522
EX3 - susp dec pendant	15.00 ea	173.93 /ea	2,609
F3A - 3"W recessed linear - per ft - 40 pcs	345.00 lf	35.21 /lf	12,146
F4 - 3"W perimeter slot - per ft - 12 pcs	237.00 lf	35.21 /lf	8,344
F4A - 3"W perimeter slot - per ft - 5 pcs	73.00 lf	35.21 /lf	2,570
F3C - 3"W recessed linear - per ft - 14 pcs	71.00 lf	35.21 /lf	2,500
D5 - clg mtd dec linear - 4 pcs	40.00 lf	52.31 /lf	2,092
F6 - 3"W pendant mounted linear - 1 pcs	54.00 lf	52.31 /lf	2,825
F6A - 3"W pendant mounted linear - 210 pcs	3,000.00 lf	52.31 /lf	156,930



Description	Takeoff Quantity	Total Cost/Unit	Total Amount
265000 Lighting			
F6B - 3"W pendant mounted linear - pcs - 8 pcs	80.00 lf	52.31 /lf	4,185
F5 - 3"W wall mounted linear - 1 pcs	28.00 lf	26.66 /lf	746
F5A - 3"W wall mounted linear - 1 pcs	62.00 lf	26.66 /lf	1,653
F10 - 3"W wall mounted linear - 48 pcs	364.00 lf	26.66 /lf	9,702
F12 - surf mounted linear uplight - 7 pcs	146.00 lf	26.66 /lf	3,892
F13 - table mounted arm fixture - linear on drwgs (?) - 5 pcs	42.00 lf	26.66 /lf	1,120
F14 - surf mounted linear uplight - 4 pcs	60.00 lf	26.66 /lf	1,599
F14A - surf mounted linear uplight - 10 pcs	100.00 lf	26.66 /lf	2,666
F15 - surf mounted linear grazier - 10 pcs	160.00 lf	26.66 /lf	4,265
F3 - misc linear pieces - 13 pcs	128.00 lf	26.66 /lf	3,412
F20 - wall washer linear - 3 pcs	34.00 lf	26.66 /lf	906
F16 - tape & channel linear - 1 pcs	14.00 lf	27.66 /lf	387
F8 - track light - ftg - 41 pcs	525.00 lf	27.66 /lf	14,519
EX11 - signage light linear - 2 pcs	53.00 lf	27.66 /lf	1,466
F9 - 4' track mtd	31.00 ea	77.97 /ea	2,417
F8A - track head	7.00 ea	62.57 /ea	438
F9A - track head	37.00 ea	62.57 /ea	2,315
SL1 - parking garage clg mtd fixture	87.00 ea	143.28 /ea	12,465
MC cable (12/2) - 20A	29,466.53 lf	3.99 /lf	117,681
MC cable (12/3) - 20A	5,893.31 lf	4.70 /lf	27,707
MC cable (10/2) - 30A	39,288.70 lf	4.53 /lf	177,952
EMT (12/2) - 20A	520.00 lf	7.63 /lf	3,968
EMT (12/3) - 20A	1,040.00 lf	8.20 /lf	8,530
EMT (10/2) - 30A	693.33 lf	8.18 /lf	5,671
265000 Lighting	231,420.00 gsf	10.86 /gsf	2,512,528
265561 Theatrical Lighting			
VENDOR BUDGET - theatrical lighting controls Port	1.00 lot	99,642.00 /lot	99,642
VENDOR BUDGET - theatrical lighting Port	1.00 lot	72,282.00 /lot	72,282
Installation of lights and rigging	1.00 ls	55,000.00 /ls	55,000
265561 Theatrical Lighting	214,600.00 gsf	1.06 /gsf	226,924
265600 Exterior Lighting			
<i>Remove, salvage and relocate - street light</i>	0.00 ea	/ea	
<i>Remove, salvage and reinstall - street light</i>	0.00 ea	/ea	
EX8 - lights at steps, formed into conc	22.00 ea	942.11 /ea	20,726
EX4 - pedestrian light pole 14'h	34.00 ea	4,562.50 /ea	155,125
EX6 - pedestrian bollard - 8" diam	6.00 ea	3,642.50 /ea	21,855
EX5 - pole light, with 3 heads - 25'h	3.00 ea	5,149.99 /ea	15,450
EX7 - light pods in continous hand rail LED	146.00 lf	27.08 /lf	3,953
EX10 - bus canopy surface mounted	8.00 ea	475.01 /ea	3,800



Description	Takeoff Quantity	Total Cost/Unit	Total Amount
265600 Exterior Lighting			
Replace exterior wall mtg lights on historic bldg	6.00 ea	1,210.00 /ea	7,260
3/4" PVC - 20A (2#12 & #12G)	1,170.00 lf	7.95 /lf	9,301
1" PVC - 30A (3#8 & #10G)	3,042.00 lf	11.84 /lf	36,020
1" PVC - 50A (3#6 & #10G)	468.00 lf	13.31 /lf	6,227
265600 Exterior Lighting	231,420.00 gsf	1.21 /gsf	279,718
269010 Low Voltage Conduit & Boxes			
Tel/data Backbox (1-gang) w/ 1" EMT above ceiling	634.00 ea	123.94 /ea	78,576
Tel/data Backbox (2-gang) w/ 1" EMT above ceiling	64.00 ea	124.36 /ea	7,959
Tel/data Plywood backboard - 3/4" w/ fire retardant paint	140.00 lf	117.10 /lf	16,393
AV Backbox (1-gang) w/ 3/4" EMT above ceiling	8.10 ea	137.95 /ea	1,117
AV Backbox (1-gang) w/ 1" EMT above ceiling	18.90 ea	123.94 /ea	2,342
AV Backbox (2-gang) w/ 3/4" EMT above ceiling	24.30 ea	109.69 /ea	2,666
AV Backbox (2-gang) w/ 1" EMT above ceiling	56.70 ea	124.36 /ea	7,051
AV Empty conduit (EMT) - 3/4"	640.00 lf	5.78 /lf	3,697
AV Empty conduit (EMT) - 1"	1,520.00 lf	7.28 /lf	11,062
AV Empty conduit (EMT) - 1-1/4"	120.00 lf	9.48 /lf	1,137
PA system - Empty conduit (EMT) - 3/4" - misc sleeves + risers only	515.63 lf	5.78 /lf	2,978
PA system - Empty conduit (EMT) - 1" - misc sleeves + risers only	171.88 lf	7.28 /lf	1,251
Access control - Backbox (1-gang) w/ 3/4" EMT above ceiling	358.00 ea	190.00 /ea	68,020
Intercom Empty conduit (EMT) - 1"	80.00 lf	8.12 /lf	650
Video surveillance - Empty conduit (EMT) - 1" - misc sleeves & risers only	390.00 lf	7.28 /lf	2,838
269010 Low Voltage Conduit & Boxes	231,420.00 gsf	0.90 /gsf	207,737
270001 Voice/Data/CATV			
<i>Technology Budget - GGD \$'s</i>	<i>0.00 lot</i>	<i>/lot</i>	
MDF Fitout	1.00 ls	18,000.00 /ls	18,000
IDF Fitout	4.00 ls	12,000.00 /ls	48,000
Telcom service entry empty conduits - sch 40 PVC - 4 x 4"	300.00 lf	34.11 /lf	10,234
RJ-45 jack/termination and faceplate, 1 port	100.00 ea	27.37 /ea	2,737
RJ-45 jack/termination and faceplate, 2 port	345.00 ea	223.77 /ea	77,199
RJ-45 jack/termination and faceplate, 3 port	62.00 ea	152.61 /ea	9,462
RJ-45 jack/termination and faceplate, 4 port	3.00 ea	117.03 /ea	351
Communication cable - (1) CAT-6/6A	100.00 ea	298.94 /ea	29,894
Communication cable - (2) CAT-6/6A	345.00 ea	536.91 /ea	185,232
Data wiring to non-plenum cable	(5,000.00) ea	1.50 /ea	(7,500)
Communication cable - (3) CAT-6/6A	62.00 ea	768.78 /ea	47,664
Communication cable - (4) CAT-6/6A	3.00 ea	971.38 /ea	2,914



Description	Takeoff Quantity	Total Cost/Unit	Total Amount
270001 Voice/Data/CATV			
Wireless access point - qty + \$'s = per budget doc	74.00 ea	1,398.91 /ea	103,520
Printer Budget - qty + \$'s = per budget doc	4.00 ea	3,400.00 /ea	13,600
Workstation Budget - qty + \$'s = per budget doc	168.00 ea	1,310.72 /ea	220,201
Telcom Server - qty + \$'s = per budget doc	1.00 ea	90,000.00 /ea	90,000
Network switches - qty + \$'s = per budget doc	5.00 ea	52,000.00 /ea	260,000
Telecommunication testing, labeling, and documentation	231,420.00 sf	0.25 /sf	57,855
270001 Voice/Data/CATV	231,420.00 gsf	5.05 /gsf	1,169,363
274000 Audio-Visual Communication System			
Adjust to Vendor: AV/Audio-visual system budget (DGI)	1.00 lot	227,939.00 /lot	227,939
Adjust to Vendor: AV/Audio-visual system budget (Owner budget)	1.00 lot	47,000.00 /lot	47,000
Microphone, ceiling mount	15.00 ea	740.39 /ea	11,106
AV Speaker, ceiling mount	26.00 ea	715.59 /ea	18,605
AV Speaker, ceiling pendant mount	4.00 ea	1,136.93 /ea	4,548
AV Speaker, ceiling mount @ gym	18.00 ea	2,790.47 /ea	50,228
AV Speaker, wall mount	6.00 ea	678.09 /ea	4,069
AV Speaker, clg mtd sub woofer	2.00 ea	2,171.94 /ea	4,344
Ceiling mtd projector	1.00 ea	9,783.12 /ea	9,783
Ceiling projector mounting box	1.00 ea	1,372.32 /ea	1,372
Wall mtd display enclosure	3.00 ea	4,430.24 /ea	13,291
Television / display - 65" diagonal, 4K UHD	1.00 ea	2,698.09 /ea	2,698
Television / display - 75" diagonal, 4K UHD	1.00 ea	4,391.93 /ea	4,392
Television / display - 85" diagonal, 4K UHD	2.00 ea	6,725.78 /ea	13,452
AV portable audio cart	2.00 ea	5,897.89 /ea	11,796
Wall mtd speaker controller	4.00 ea	490.02 /ea	1,960
Wall mtd AV Touch Panel	5.00 ea	5,069.43 /ea	25,347
Wall mtd AV Antenna	2.00 ea	876.32 /ea	1,753
Misc Wall mtd AV wallplate TBD	2.00 ea	89.05 /ea	178
Wall mtd AV Bluetooth wall plate	1.00 ea	2,294.63 /ea	2,295
Equipment rack (empty)	5.00 ea	2,087.34 /ea	10,437
AV Audio console	2.00 ea	3,230.61 /ea	6,461
HDMI AV wallplate	4.00 ea	66.70 /ea	267
Power connection + switch @ projection screen by others	1.00 ea	309.82 /ea	310
Speaker cable - 18/2c	5,775.00 lf	2.64 /lf	15,216
Misc AV cabling	3,875.00 lf	4.67 /lf	18,090
HDMI cable - 4K resolution, 18Gbps	500.00 lf	9.77 /lf	4,885
System testing - labelling + instruction	1.00 lot	3,751.28 /lot	3,751
274000 Audio-Visual Communication System	231,420.00 gsf	2.23 /gsf	515,571



Description	Takeoff Quantity	Total Cost/Unit	Total Amount
275000 Public Address			
<i>Public address system (s.f.)</i>	<i>0.00 sf</i>	<i>/sf</i>	
Desk microphone - assumed qty	4.00 ea	307.80 /ea	1,231
Volume control - assumed qty	12.00 ea	111.13 /ea	1,334
Speaker, wall mounted	28.00 ea	387.18 /ea	10,841
Speaker, wall mounted WP	9.00 ea	510.67 /ea	4,596
Speaker, ceiling mounted	186.00 ea	316.49 /ea	58,866
Speaker, ceiling pendant mounted	29.00 ea	559.61 /ea	16,229
Speaker, ceiling mounted WP	8.00 ea	437.97 /ea	3,504
Public address amplifier	1.00 ea	825.08 /ea	825
UPS battery backup	1.00 ea	822.16 /ea	822
Paging control station	1.00 ea	5,089.12 /ea	5,089
Public address main console	1.00 ea	121,224.68 /ea	121,225
Public address speaker cable	20,700.00 lf	5.56 /lf	115,049
Connect to existing public address system head end	1.00 ea	456.17 /ea	456
Public address system testing	1.00 ea	1,836.89 /ea	1,837
275000 Public Address	231,420.00 gsf	1.48 /gsf	341,903
275300 Master Clock System			
Single face clock - wireless, battery operated	123.00 ea	225.00 /ea	27,675
Master clock antenna	1.00 ea	2,426.95 /ea	2,427
Signal generator / repeater	4.00 ea	1,120.21 /ea	4,481
Wire guard	2.00 ea	74.89 /ea	150
Master clock programming testing - licensing	1.00 ls	3,866.24 /ls	3,866
275300 Master Clock System	231,420.00 gsf	0.17 /gsf	38,599
275319 Distributed Antenna System			
Distributed antenna system (DAS) - passive - coax w/ amplifiers	231,420.00 sf	0.42 /sf	96,271
275319 Distributed Antenna System	231,420.00 gsf	0.42 /gsf	96,271
281000 Integrated Security System			
Motion detector - 360D	64.00 ea	594.49 /ea	38,047
Card reader	36.00 ea	708.01 /ea	25,488
Door contact switch	69.00 ea	184.05 /ea	12,699
Panic/Duress button	4.00 ea	200.99 /ea	804
Ext WP Security Alarm Beacon	1.00 ea	398.48 /ea	398
Request to exit motion sensor	58.00 ea	857.78 /ea	49,751
Door control power junction box w/switch	33.00 ea	293.50 /ea	9,685
Electric lockset - connect FBO	33.00 ea	267.13 /ea	8,815
Electric hinge - connect FBO	58.00 ea	298.48 /ea	17,312



Description	Takeoff Quantity	Total Cost/Unit	Total Amount
281000 Integrated Security System			
Door release button	1.00 ea	334.59 /ea	335
Access control panel	1.00 ea	11,149.97 /ea	11,150
Intrusion detection panel	1.00 ea	10,200.04 /ea	10,200
Access control composite cable	23,270.00 lf	4.35 /lf	101,139
Cisco 9300 POE front end switches	5.00 ls	9,500.02 /ls	47,500
281000 Integrated Security System	231,420.00 gsf	1.44 /gsf	333,324
281523 Video Security			
Video-Intercom call box / entry station	4.00 ea	570.01 /ea	2,280
Video intercom master station	1.00 ea	9,796.05 /ea	9,796
Video intercom power supply	1.00 ea	393.85 /ea	394
Communications cable: (1) CAT-6/6A <i>Video surveillance system (s.f.)</i>	4.00 ea 0.00 sf	397.09 /ea /sf	1,588
Dome I.P. camera - interior - fixed	72.00 ea	607.98 /ea	43,774
Dome I.P. camera - interior - fixed	(48.00) ea	607.98 /ea	(29,183)
Dome I.P. camera - interior - 360 deg.	5.00 ea	1,113.71 /ea	5,569
Dome I.P. camera - interior - 360 deg.	(5.00) ea	1,113.71 /ea	(5,569)
Dome I.P. camera - exterior - fixed	15.00 ea	759.95 /ea	11,399
Camera monitoring station	1.00 ea	1,741.56 /ea	1,742
Network video recorder (servers)	2.00 ea	19,500.03 /ea	39,000
Licenses for cameras	92.00 ea	180.00 /ea	16,560
Licenses for cameras	(53.00) ea	180.00 /ea	(9,540)
PTZ camera controller	2.00 ea	545.78 /ea	1,092
Color monitor (19") - assumed qty	3.00 ea	1,518.01 /ea	4,554
Communication cable - (1) CAT-6/6A	97.00 ea	298.94 /ea	28,997
Communication cable - (1) CAT-6/6A	(53.00) ea	298.94 /ea	(15,844)
Video surveillance software and licensing	1.00 ea	4,493.80 /ea	4,494
Video surveillance programming and testing	1.00 ea	5,516.99 /ea	5,517
281523 Video Security	231,420.00 gsf	0.50 /gsf	116,620
284620 Fire Detection and Alarm			
Fire alarm system - proprietary vendor	1.00 lot	25,000.00 /lot	25,000
Additional fire alarm system devices / wiring	231,420.00 sf	1.00 /sf	231,420
Manual pull station	40.00 ea	330.62 /ea	13,225
Smoke detector	172.00 ea	361.61 /ea	62,197
Smoke detector w/ elevator recall	3.00 ea	489.99 /ea	1,470
Heat detector	1.00 ea	314.38 /ea	314
Carbon monoxide detector	9.00 ea	379.89 /ea	3,419
Remote alarm indicator	14.00 ea	166.16 /ea	2,326
Control module	23.00 ea	307.35 /ea	7,069
Monitor module	13.00 ea	218.27 /ea	2,838



Description	Takeoff Quantity	Total Cost/Unit	Total Amount
284620 Fire Detection and Alarm			
Strobe only - wall mtd - mass notification	2.00 ea	214.49 /ea	429
Strobe only - wall	23.00 ea	214.49 /ea	4,933
Strobe only - ceiling mtd - mass notification	272.00 ea	191.89 /ea	52,194
Speaker/strobe - wall mtd - mass notification	127.00 ea	362.06 /ea	45,981
Speaker/strobe - ceiling	271.00 ea	285.06 /ea	77,250
Exterior beacon, weatherproof	2.00 ea	452.54 /ea	905
Wire sprinkler bell (120V)	1.00 ea	290.09 /ea	290
Fire alarm terminal cabinet	7.00 ea	757.29 /ea	5,301
Remote annunciator	5.00 ea	1,381.27 /ea	6,906
Fire alarm control panel	1.00 ea	26,307.20 /ea	26,307
Masterbox	2.00 ea	8,199.37 /ea	16,399
Key (Knox) box	2.00 ea	889.45 /ea	1,779
Drill switch	1.00 ea	180.16 /ea	180
Generator monitoring control panel	1.00 ea	660.90 /ea	661
Fire pump / jockey pump - wiring (SLC)	1.00 ea	3,257.45 /ea	3,257
MC cable (FA) - #14-2/c	15,490.80 lf	4.67 /lf	72,282
MC cable (FA) - #14-4/c	23,236.20 lf	5.92 /lf	137,444
EMT (red) - 3/4"C w/ #14-2/c	8,341.20 lf	9.09 /lf	75,786
EMT (red) - 3/4"C w/ #14-4/c	12,511.80 lf	9.20 /lf	115,058
284620 Fire Detection and Alarm	231,420.00 gsf	4.29 /gsf	992,620
284624 Bi-Directional Amplifier (BDA)			
Furnish controller, antennas, cabling, components - historic	231,420.00 sf	0.42 /sf	96,271
Installation of BDA system	231,420.00 sf	0.11 /sf	25,998
Minor material for BDA system	231,420.00 sf	0.25 /sf	57,855
Lightning protection unit	1.00 ea	2,796.44 /ea	2,796
284624 Bi-Directional Amplifier (BDA)	231,420.00 gsf	0.79 /gsf	182,920
284800 Emergency Blue Phone			
Emergency blue phone station	6.00 ea	3,885.15 /ea	23,311
Feeder (PVC/CU) - 30A	450.00 lf	8.29 /lf	3,732
284800 Emergency Blue Phone	231,420.00 gsf	0.12 /gsf	27,043
26-01 ELECTRICAL (TS)	246,123.00 gsf	57.48 /gsf	14,147,756

26-02 PHOTOVOLTAIC

263100 Photovoltaic Collectors

PV panels @ parking dropoff canopies (existing ?) - EXCLUDED
EL Narrative PV system size = 500KW (EL Riser = 2x 11.34KW ?)

0.00 EXC /EXC
- watt 0.00 /watt 0



Description	Takeoff Quantity	Total Cost/Unit	Total Amount
26-02 PHOTOVOLTAIC	246,123.00 gsf	/gsf	
31.22 SITEWORK			
000000 Area Summary - Proposed			
Total disturbed area	147,780.00 sf	/sf	
Historic building	10,270.00 sf	/sf	
Historic building addition	1,300.00 sf	/sf	
New school Foundation	55,920.00 sf	/sf	
PA-01 asphalt paving	12,250.00 sf	/sf	
PA-11,12 conc walk - pedestrian	19,370.00 sf	/sf	
PA-20,21 - unit pavers on conc	3,120.00 sf	/sf	
PA-30 Permeable Pavers	4,150.00 sf	/sf	
PA-40 Stone dust	1,180.00 sf	/sf	
PA-50 play surface	5,110.00 sf	/sf	
PA-70 pavers on pedestals	5,560.00 sf	/sf	
SP-01 structural soil (2,400 sf under conc pavement)	0.00 sf	0.00 /sf	0
SP-02,03 Lawns and groundcover	6,190.00 sf	/sf	
SP -04, 05 Planting beds	18,310.00 sf	/sf	
SP -06 Bioretention soils	2,620.00 sf	/sf	
ST-01 concrete steps	680.00 sf	/sf	
ST-10 concrete seating steps	760.00 sf	/sf	
Disturbed area adjacent to Library	6,300.00 sf	0.00 /sf	0
New school buried under green roof	(5,560.00) sf	/sf	
000000 Area Summary - Proposed	147,780.00 sf	/sf	
000001 Area Summary - Existing			
Total disturbed area	140,615.00 sf	/sf	
Historic building	10,265.00 sf	/sf	
Existing building (ground level)	50,500.00 sf	/sf	
Lawns and planting beds	26,000.00 sf	/sf	
Bituminous on School Street	3,300.00 sf	/sf	
Bituminous driveways	10,300.00 sf	/sf	
Play surfacing	1,300.00 sf	/sf	
Synthetic turf	1,800.00 sf	/sf	
Concrete walks, stairs, pavers	33,150.00 sf	0.00 /sf	0
Disturbed area adjacent to Library	4,000.00 sf	/sf	
000001 Area Summary - Existing	140,615.00 sf	/sf	
310000 Site Misc			
Equipment mobilization, general requirements - phase 2	1.00 ls	30,000.00 /ls	30,000
Survey/layout - phase 2	30.00 wk	1,410.80 /wk	42,324
Police details - for use by site contractor during trucking & utilities - phase 2	30.00 dy	900.00 /dy	27,000
Street sweeping - site phase 2	20.00 dy	1,600.00 /dy	32,000
Temporary site signage - phase 2	1.00 ls	11,600.00 /ls	11,600
Adjust	(1.00) ls	100,000.00 /ls	(100,000)
310000 Site Misc	140,615.00 sf	0.31 /sf	42,924
312000 Earthwork outside Building Footprint			
Cut to subgrade outside building footprint	2,059.00 cy	32.00 /cy	65,888
Fill to subgrade with offsite outside building footprint	9,001.00 cy	60.32 /cy	542,940
Additional cut at slopes to allow for SOE and formwork	2,202.00 cy	32.00 /cy	70,464
Offsite fill to replace above +25%	2,752.50 cy	60.00 /cy	165,150
Rough grade	55,920.00 sf	0.16 /sf	8,956



Description	Takeoff Quantity	Total Cost/Unit	Total Amount
312000 Earthwork outside Building Footprint			
Allowance for rock	250.00 cy	400.00 /cy	100,000
312000 Earthwork outside Building Footprint	73,125.00 sf	13.04 /sf	953,398
312002 Earthwork within Building Footprint - School/Garage			
Cut to subgrade within building footprint	2,154.00 cy	32.00 /cy	68,928
Additional cuts for footings	2,725.00 cy	40.00 /cy	109,000
Additional cuts for pits, misc	200.00 cy	40.00 /cy	8,000
Fill from offsite with building footprint	1,914.00 cy	58.00 /cy	111,012
Fill from offsite around footings - 1,635 +25%	2,043.75 cy	58.00 /cy	118,538
Excavate/backfill for cont footings	1,320.00 lf	90.00 /lf	118,800
Excavate final 6" +/- for column footings - 121 x	130.00 ea	416.00 /ea	54,080
Excavate for elevator/sump pits	5.00 ea	3,450.00 /ea	17,250
Stone below SOG (12" +25%)	4,370.97 tn	48.00 /tn	209,807
Fine grade under building - lower elev	55,920.00 sf	1.00 /sf	55,920
Fine grade under building - historic building infill	1,300.00 sf	1.00 /sf	1,300
Stone beneath cont footing (6"+40%)	160.00 tn	43.68 /tn	6,989
Stone beneath column footing (6"+40%)	464.00 tn	43.68 /tn	20,268
E/B for underslab plumbing	1,000.00 lf	50.00 /lf	50,000
Allowance for obstructions at building	1.00 ls	100,000.00 /ls	100,000
Remove and replace fill at historic areaway	1.00 ls	20,000.00 /ls	20,000
312002 Earthwork within Building Footprint - School/Garage	67,490.00 sf	15.85 /sf	1,069,890
312008 Site Contractor Support of Geothermal Wells			
<i>Site contractor for support of geothermal well operations, including spoil management</i>	0.00 ea	0.00 /ea	0
Excav, bkfl, sand for well lateral trenches - w/above	80.00 ea	6,000.00 /ea	480,000
312008 Site Contractor Support of Geothermal Wells	80.00 ea	6,000.00 /ea	480,000
312009 Rammed Aggregate Piers			
Allowance to cut additional fill - average 24"	58,420.00 sf	28.00 /sf	1,635,760
312009 Rammed Aggregate Piers	5,040.00 sf	324.56 /sf	1,635,760
312319 Dewatering			
<i>Settlement tanks - during well drilling</i>	0.00 mo	0.00 /mo	0
Settlement tanks - other than well drilling	9.00 mo	15,600.00 /mo	140,400
Water treatment allowance - no wells	1.00 allw	78,000.00 /allw	78,000
312319 Dewatering	140,615.00 sf	1.55 /sf	218,400
312900 Management & Disposal of Soils			
<i>Cut from outside building</i>	2,059.00 cy	/cy	
<i>Cut from inside building</i>	5,079.00 cy	/cy	
<i>Cut from excavation between foundation and SOE</i>	2,202.00 cy	/cy	
<i>Cut from utilities</i>	600.00 cy	/cy	
<i>Total Cut</i>	9,940.00 cy	/cy	



Description	Takeoff Quantity	Total Cost/Unit	Total Amount
312900 Management & Disposal of Soils			
<i>Total cut in tons</i>	16,401.00 tns	/tns	
Dispose of MCP Regulated Soil-Type A Mass Lined Landfill (50%)	8,200.00 tns	67.60 /tns	554,320
Haul and dispose - RCS <1 (50%)	8,200.00 tns	31.00 /tns	254,200
312900 Management & Disposal of Soils	17,042.00 tn	47.44 /tn	808,520
316000 Underpinning			
Underpinning of walls on 2 sides of elevator - 5.5' Engineering	24.00 lf	1,750.00 /lf	42,000
	1.00 ls	15,600.00 /ls	15,600
316000 Underpinning	96.00 lf	600.00 /lf	57,600
321100 Base Courses at Bituminous & Concrete Pavement			
PA-01 asphalt paving - dense grade 8"+25% (L8-01)	642.75 tn	48.00 /tn	30,852
PA-11,12,20,21,50 - conc walk - dense grade 6"+30% (L8-01)	1,129.56 tn	48.00 /tn	54,219
ST-01,10 - seateing - dense grade 12"+30%	117.87 tn	48.00 /tn	5,658
Fine grade - concrete pavement (PA-11,12,20,21,50)	27,600.00 sf	0.80 /sf	22,080
Fine grade - steps	1,440.00 sf	3.00 /sf	4,320
321100 Base Courses at Bituminous & Concrete Pavement	1,890.00 tn	61.97 /tn	117,129
321216 Bituminous Concrete Paving			
PA01 - Asphalt paving at driveway (5", 2 course)	1,361.00 sy	52.00 /sy	70,772
PA01 - Asphalt paving at driveway (5", 2 course)	5,425.56 sy	55.00 /sy	298,406
321216 Bituminous Concrete Paving	1,361.00 sy	271.26 /sy	369,178
321640 Granite Curbing			
<i>Granite curbing on street - with School Street Improv</i>	0.00 lf	0.00 /lf	0
<i>EG1- granite curbing on site with landscaping</i>	0.00 lf	0.00 /lf	0
321640 Granite Curbing	243,280.00 lf	/lf	
321723 Painted Pavement Markings			
Minimal	1.00 ls	5,200.00 /ls	5,200
321723 Painted Pavement Markings	140,615.00 gsf	0.04 /gsf	5,200
323111 Temporary Fencing			
Temporary construction fence gate	3.00 ea	1,508.00 /ea	4,524
Temporary construction fence	1,725.00 lf	52.00 /lf	89,700
Temporary construction fence - scrim	1,725.00 lf	8.00 /lf	13,800
Maintenance of temp fence	1,725.00 lf	8.00 /lf	13,800
323111 Temporary Fencing	1,600.00 lf	76.14 /lf	121,824
331000 Water Utilities			
Domestic water line - 4"	80.00 lf	115.00 /lf	9,200



Description	Takeoff Quantity	Total Cost/Unit	Total Amount
331000 Water Utilities			
Fire water line - 8"	75.00 lf	180.00 /lf	13,500
Wet tap w/ 8" x 12" tee and valve	1.00 ea	26,000.00 /ea	26,000
Wet tap w/ 4" x 8" tee and valve incl street work	1.00 ea	25,000.00 /ea	25,000
Pressure test & chlorinate	155.00 lf	5.98 /lf	927
Water fountain supply line - 2"	100.00 lf	93.60 /lf	9,360
331000 Water Utilities	140,615.00 sf	0.60 /sf	83,987
333000 Sanitary Sewerage			
Sanitary sewer piping - 6"	270.00 lf	98.03 /lf	26,468
Sanitary sewer piping - 8"	85.00 lf	130.00 /lf	11,050
Sanitary sewer piping - 10"	45.00 lf	130.00 /lf	5,850
Wye connection to sanitary in street, incl street work	3.00 ea	26,838.53 /ea	80,516
Oil water separaor	2.00 ea	18,720.00 /ea	37,440
Sanitary manhole	3.00 ea	9,200.00 /ea	27,600
Clean & Flush New Sanitary Piping - ph 2-4	255.00 lf	4.16 /lf	1,061
Grease trap - furnished by plumber	1.00 ls	12,000.00 /ls	12,000
333000 Sanitary Sewerage	140,615.00 sf	1.44 /sf	201,984
334000 Stormwater Utilities			
Piping - 12"	635.00 lf	105.00 /lf	66,675
Piping - 6"/8"	1,070.00 lf	70.00 /lf	74,900
Trench drain - 9 loc	72.00 lf	312.00 /lf	22,464
Flared ends	3.00 loc	1,248.00 /loc	3,744
Outlet control structure	1.00 ea	18,720.00 /ea	18,720
Area Drains (Nyloplast Basins 24" dia.)	9.00 ea	3,328.00 /ea	29,952
Raise and refurbish mh structure	6.00 ea	3,328.00 /ea	19,968
Clean & Flush New Drainage Piping	1,705.00 lf	2.39 /lf	4,077
Video Inspections of New Drainage Piping w/ DVD Media	1,705.00 lf	5.98 /lf	10,201
Precast Cistern - 2500 gal	1.00 ls	24,000.00 /ls	24,000
Submersible pump	1.00 ls	14,000.00 /ls	14,000
Allowance per note on civil drawing	1.00 ls	21,158.00 /ls	21,158
334000 Stormwater Utilities	140,615.00 sf	2.20 /sf	309,859
334002 Stormwater-Flow Through Planter System			
Perforated 4" pipe 12" oc - 240' x 3	720.00 lf	35.00 /lf	25,200
Mirafi fabric on all sides	2,400.00 sf	1.00 /sf	2,400
Drain stone #57 - 2"	14.10 tns	56.00 /tns	790
Crushed stone - 9"	56.67 tns	52.00 /tns	2,947
Bold and gold OTE medi - 18"	66.67 cy	120.00 /cy	8,000



Description	Takeoff Quantity	Total Cost/Unit	Total Amount
334002 Stormwater-Flow Through Planter System	960.00 sf	40.98 /sf	39,337
334003 Rain Gardens - Stone & Piping			
Perforated 4" pipe 12" oc - 240' x 3	2,360.00 lf	28.00 /lf	66,080
Mirafi fabric on all sides	7,080.00 sf	1.00 /sf	7,080
Drain stone #57 - 2"	34.67 tns	56.00 /tns	1,942
Crushed stone - 9"	139.32 tns	52.00 /tns	7,245
Bold and gold OTE medi - 18"	164.00 cy	120.00 /cy	19,680
334003 Rain Gardens - Stone & Piping	2,360.00 sf	43.23 /sf	102,026
334004 Permeable Pavers - Stone & Piping			
Perforated 4" pipe per plan	160.00 lf	32.00 /lf	5,120
Mirafi fabric all sides	10,000.00 sf	1.00 /sf	10,000
Drain stone #57 - 2"	240.00 tn	56.00 /tn	13,440
Crushed stone - 34"	981.17 tn	52.00 /tn	51,021
334004 Permeable Pavers - Stone & Piping	4,400.00 sf	18.09 /sf	79,581
334010 Perimeter Drain at Historic Building			
Perimeter drain pipe	560.00 lf	45.00 /lf	25,200
Excavate to expose foundation (from elev 55.0 to 45.0)(560' x 10' x 8'w)	1,659.26 cy	41.60 /cy	69,025
Mirafi fabric	5,600.00 sf	1.04 /sf	5,824
Backfill with crushed stone (560' x 4'x2')	273.78 tn	46.80 /tn	12,813
Backfill with offsite gravel	1,950.00 cy	60.32 /cy	117,624
Limited SOE - 350' x 10'	3,500.00 sfex	114.40 /sfexp	400,400
	p		
334010 Perimeter Drain at Historic Building	560.00 lf	1,126.58 /lf	630,886
334011 Perimeter Drain at Proposed Building			
Perimeter drain pipe	1,120.00 lf	45.00 /lf	50,400
Mirafi fabric	11,200.00 sf	1.04 /sf	11,648
Backfill with crushed stone (560' x 4'x2')	547.56 tn	46.80 /tn	25,626
334011 Perimeter Drain at Proposed Building	1,120.00 lf	78.28 /lf	87,674
334015 Underslab Drainage			
(H) Underslab drainage per drwg A1.01H	590.00 lf	32.00 /lf	18,880
(H) Excavate for piping, bkf with stone and mirafi fabric	590.00 lf	60.00 /lf	35,400
Underslab drainage per drwg - new bldg/garage	2,800.00 lf	32.00 /lf	89,600
Excavate for piping, bkf with stone and mirafi fabric	2,800.00 lf	38.00 /lf	106,400
334015 Underslab Drainage		/lf	250,280



Description	Takeoff Quantity	Total Cost/Unit	Total Amount
336000 Excavation/Bkfl for Electric			
Excavation / backfill for site lighting	1,500.00 lf	21.52 /lf	32,278
Ductbank AA incl conc 15"x 12"	20.00 lf	155.00 /lf	3,100
Ductbank BB incl conc 26" x 26"	10.00 lf	180.00 /lf	1,800
Ductbank CC incl conc 33"x26"	250.00 lf	190.00 /lf	47,500
Ductbank DD incl 18" x 18"	120.00 lf	155.00 /lf	18,600
Ductbank EE incl conc 26"x26"	150.00 lf	180.00 /lf	27,000
E/b for site lighting	1,200.00 lf	65.00 /lf	78,000
E/b for electric handholes - allowance	3.00 ea	4,500.00 /ea	13,500
FS-10 (not shown) Light Pole/Bollard Bases - precast conc	44.00 ea	2,000.00 /ea	88,000
336000 Excavation/Bkfl for Electric	243,280.00 gsf	1.27 /gsf	309,778
000000 BF Area Summary - Proposed			
Total disturbed area	59,300.00 sf	/sf	
Bituminous walks	6,540.00 sf	/sf	
Grass	34,700.00 sf	/sf	
Resod	10,860.00 sf	/sf	
Repaint/reseal basketball courts	6,500.00 sf	/sf	
Pavers	450.00 sf	/sf	
Conc pads	250.00 sf	/sf	
000001 BF Area Summary - Existing			
Total disturbed area	59,300.00 sf	/sf	
Bituminous walks	6,720.00 sf	/sf	
Grass	34,920.00 sf	/sf	
Resod	10,860.00 sf	/sf	
Repaint/reseal basketball courts	6,500.00 sf	/sf	
Conc pads	300.00 sf	/sf	
260000 SS Site Lighting			
Relocate existing lighting	1.00 ls	5,000.00 /ls	5,000
260000 SS Site Lighting			5,000
310000 BF Site Misc			
Equipment mobilization, general requirements	1.00 ls	25,000.00 /ls	25,000
Survey/layout	15.00 wk	1,887.60 /wk	28,314
Police details - for use by site contractor during trucking & utilities	30.00 dy	800.00 /dy	24,000
Temporary site signage	1.00 ls	4,000.00 /ls	4,000
310000 BF Site Misc			81,314
310000 SS Site Misc			
Equipment mobilization, general requirements	1.00 ls	25,000.00 /ls	25,000
Survey/layout	5.00 wk	6,000.00 /wk	30,000
Police details - for use by site contractor during trucking & utilities	40.00 dy	1,800.00 /dy	72,000



Description	Takeoff Quantity	Total Cost/Unit	Total Amount
310000 SS Site Misc			
Temporary site signage	1.00 ls	40,000.00 /ls	40,000
Labor for street protection	10.00 wks	4,500.00 /wks	45,000
Material for pedestrian protection	1.00 ls	15,000.00 /ls	15,000
Street sweeping	10.00 dy	900.00 /dy	9,000
310000 SS Site Misc			236,000
311000 BF Site Clearing			
Sawcut Bituminous concrete paving	40.00 lf	12.00 /lf	480
Remove & Dispose Bituminous Pavements	6,720.00 sf	1.80 /sf	12,096
Remove & Dispose conc walks, pads	250.00 sf	6.00 /sf	1,500
Remove and salvage bleachers	1.00 ls	4,000.00 /ls	4,000
Remove and salvage benches	1.00 ls	3,000.00 /ls	3,000
Remove & Dispose fencing	770.00 lf	12.00 /lf	9,240
Remove & dispose of sprinkler system	1.00 ls	10,000.00 /ls	10,000
311000 BF Site Clearing			40,316
311000 SS Site Clearing			
Sawcut Bituminous concrete paving	1,750.00 lf	7.23 /lf	12,653
Remove & Dispose Bituminous Pavements - School St	5,680.00 sf	1.60 /sf	9,088
Mill bituminous	1,505.00 sy	18.00 /sy	27,090
Remove & Dispose Concrete Sidewalks, pavers, steps	8,660.00 sf	3.00 /sf	25,980
Remove & Dispose Existing site bollards, fencing, misc site improvements	1.00 ls	2,000.00 /ls	2,000
Remove planting beds, shrubs, trees	4,000.00 sf	2.00 /sf	8,000
Remove & Dispose Site Curbing	1,500.00 lf	6.24 /lf	9,360
311000 SS Site Clearing			94,171
312000 BF Site Grading			
Strip and stockpile loam (average 9")	970.00 cy	18.00 /cy	17,460
Rough grade (anticipates mostly balanced site, minimal cuts or fill)	48,440.00 sf	1.00 /sf	48,440
Haul away loam	1,600.50 tns	28.00 /tns	44,814
312000 BF Site Grading			110,714
312200 SS Site Grading			
Strip gravel below walks and pavement	767.77 cy	26.00 /cy	19,962
Haul off-site	1,265.55 tn	30.00 /tn	37,967
Rough grade	25,360.00 sf	1.50 /sf	38,040
312200 SS Site Grading			95,969



Description	Takeoff Quantity	Total Cost/Unit	Total Amount
321100 BF Base Course			
PA-01 asphalt paving - dense grade 8"+25% (L8-01)	343.15 tn	48.00 /tn	16,471
PA-11,12,20,21,50 - conc walk - dense grade 6"+30% (L8-01)	27.55 tn	48.00 /tn	1,322
Fine grade - concrete pavement (PA-11,12,20,21,50)	700.00 sf	1.00 /sf	700
Fine grade - steps	1,440.00 sf	3.00 /sf	4,320
321100 BF Base Course			22,814
321100 SS Base Course			
Under road pavement - 4" dense grade	155.93 tn	48.00 /tn	7,485
Under road pavement - 8" gravel	183.44 tn	60.00 /tn	11,006
Under bike path - 8" gravel	204.89 tn	48.00 /tn	9,835
Under conc walks - 8" gravel	277.98 cy	60.00 /cy	16,679
Fine grade - walks	8,660.00 sf	2.00 /sf	17,320
321100 SS Base Course			62,325
321216 BF Bituminous Paving			
PA01 - Asphalt paving at driveway (5", 2 course)	726.67 sy	62.00 /sy	45,054
Reseal, repaint basketball court	6,500.00 sf	3.00 /sf	19,500
321216 BF Bituminous Paving			64,554
321216 SS Bituminous Paving			
Full depth pavement - 1.75" + 2.25" + 3.5" = 7.5"	635.00 sy	80.00 /sy	50,800
Pavement overlay - 1.75"	1,505.00 sy	28.00 /sy	42,140
Pavement bike path - 1.75" + 1.25" + 3" = 6.0"	709.22 sy	70.00 /sy	49,645
Raised pavement	62.00 sy	50.00 /sy	3,100
321216 SS Bituminous Paving			145,685
321313 BF Concrete Walks			
PA 11,12 Pedestrian concrete walks - 6" thick	250.00 sf	25.00 /sf	6,250
PA 20 Concrete under precast pavers - 6"	450.00 sf	18.00 /sf	8,100
321313 BF Concrete Walks			14,350
321313 SS Concrete Walks			
Truncated domes - for HC ramps	1,010.00 sf	34.00 /sf	34,340
Pedestrian concrete walks - 6" thick	8,660.00 sf	16.00 /sf	138,560
7.5" thick cement in lieu of base course at trenches	300.00 sf	25.00 /sf	7,500
321313 SS Concrete Walks			180,400
321413 BF Unit Pavers			
PA-20 conc unit pavers	450.00 sf	44.00 /sf	19,800



Description	Takeoff Quantity	Total Cost/Unit	Total Amount
321413 BF Unit Pavers			19,800
321640 SS Granite Curbing			
Granite curbing on street - mostly straight	1,440.00 lf	68.00 /lf	97,920
Granite curbing - corners	14.00 ea	400.00 /ea	5,600
321640 SS Granite Curbing			103,520
321723 SS Road Markings			
Road markings	1.00 ls	15,000.00 /ls	15,000
321723 SS Road Markings			15,000
323000 BF Site Furnishings			
Reinstall bleachers	1.00 ls	2,400.00 /ls	2,400
Reinstall benches	1.00 ls	4,000.00 /ls	4,000
323000 BF Site Furnishings			6,400
323111 BF Temp Fence			
Temp fence	450.00 lf	45.00 /lf	20,250
Temp fence gate	1.00 ls	4,000.00 /ls	4,000
Tree protection fence	190.00 lf	45.00 /lf	8,550
323111 BF Temp Fence			32,800
323119 BF Fencing			
Replace fencing	40.00 lf	80.00 /lf	3,200
323119 BF Fencing			3,200
328400 BF Irrigation			
Irrigation complete	45,780.00 sf	2.00 /sf	91,560
328400 BF Irrigation			91,560
329115 BF Loam			
Offsite loam	873.00 cy	90.00 /cy	78,570
329115 BF Loam			78,570
329115 SS Loam			
Offsite loam for planting areas - assume 12"dp +30%	221.48 cy	93.60 /cy	20,731
Additional loam for trees	120.00 cy	93.60 /cy	11,232
329115 SS Loam			31,963
329300 BF Lawns			
Seeded lawn - assume sod	34,920.00 sf	2.00 /sf	69,840
Seeded lawn - resodded	10,860.00 sf	0.40 /sf	4,344



Description	Takeoff Quantity	Total Cost/Unit	Total Amount
329300 BF Lawns			74,184
329300 SS Plantings			
Tree - large deciduous - 3"-3.5" cal	60.00 ea	1,700.00 /ea	102,000
Seeded lawn - assume sod	4,600.00 sf	1.80 /sf	8,280
Maintenance	1.00 ls	15,000.00 /ls	15,000
Allowance for landscaping repairs	1.00 ls	40,000.00 /ls	40,000
329300 SS Plantings			165,280
336000 SS Excavation/Bkfl for Electrical			
E/b for conduit	155.00 lf	60.00 /lf	9,300
Electrical hand hole	1.00 ea	6,500.00 /ea	6,500
Electrical pull box	2.00 ea	1,500.00 /ea	3,000
336000 SS Excavation/Bkfl for Electrical			18,800
344116 SS Traffic Signal			
Reprogram existing traffic signal controllers	2.00 ls	20,000.00 /ls	40,000
Video detection camera with mounting hardware	6.00 ea	6,000.00 /ea	36,000
2-channel video detection processor	2.00 ea	8,000.00 /ea	16,000
Signal controller w/ video detetoin on existing foundation	2.00 ea	9,000.00 /ea	18,000
Video detection system central control unit	2.00 ea	6,000.00 /ea	12,000
Signal head 4 section	1.00 ea	5,000.00 /ea	5,000
Signal head,3 section	8.00 ea	4,200.00 /ea	33,600
Pedestrian signal head w/ countdown	4.00 ea	3,800.00 /ea	15,200
APS pushbutton and sign with audible and visible indicators	4.00 ea	1,800.00 /ea	7,200
GPS antenna/reciever with cable	1.00 ls	4,000.00 /ls	4,000
Mast - 20'	1.00 ea	14,000.00 /ea	14,000
Mast - 15'	1.00 ea	8,000.00 /ea	8,000
Mast - 10', 8'	3.00 ea	6,500.00 /ea	19,500
Mast footing	5.00 ea	1,600.00 /ea	8,000
Adjust	1.00 ea	33,500.00 /ea	33,500
344116 SS Traffic Signal			270,000
31.22 SITEWORK	246,123.00 gsf	40.79 /gsf	10,039,902
32.03 SITE CONCRETE			
321313 Concrete Paving			
Generator pads A1.12H - 15" thick	270.00 sf	35.00 /sf	9,450
Generator and transformer pads	200.00 sf	20.59 /sf	4,118
PA 61 Truncated domes - for HC ramps	150.00 sf	40.00 /sf	6,000
PA 11,12 Pedestrian concrete walks - 6" thick	19,370.00 sf	14.82 /sf	287,063



Description	Takeoff Quantity	Total Cost/Unit	Total Amount
321313 Concrete Paving			
PA 20 Concrete under precast pavers - 6"	1,810.00 sf	14.82 /sf	26,824
PA 50,51 Concrete under play surfacing - 6" (changed to dense grade at recon)	5,110.00 sf	5.00 /sf	25,550
add for thickned slab edge at ramp	980.00 lf	45.00 /lf	44,100
add for thickned slab at bike rack	460.00 sf	5.00 /sf	2,300
		/gsf	405,406
321314 Site Concrete Footings			
WA-40 concrete below granine seat wall	250.00 sf	120.00 /sf	30,000
FS-20 Footings for bollards	5.00 ea	1,050.00 /ea	5,250
FS-50 footing bike and scooter racks L8-40	36.00 ea	900.00 /ea	32,400
FA-80 Trash/recycle receptacles	4.00 ea	1,050.00 /ea	4,200
Footings for play equipment	1.00 ls	31,200.00 /ls	31,200
Footings for bus structure	1.00 ls	15,600.00 /ls	15,600
		/gsf	118,650
321405 Site Walls & Steps			
Concrete steps, risers and treads	680.00 lf	145.00 /lf	98,600
WA-01 retaining wall - arch finish - 14"w x 10' ave x 220' L8-10, 14/S0.02	104.57 cy	2,000.00 /cy	209,140
WA-02 retaining wall - arch finish - 9"w x 8' ave x 250' L8-10	61.11 cy	1,870.00 /cy	114,276
WA-01 retaining wall footing 72"x14" x 220'	62.74 cy	988.00 /cy	61,987
WA-02 retaining wall footing 61"x12" x 250'	51.77 cy	988.00 /cy	51,149
Conc knee wall at top and bottom of steps	96.00 lf	400.00 /lf	38,400
Edge form at steps - left and right	200.00 lf	90.00 /lf	18,000
		/gsf	591,552
32.03 SITE CONCRETE	246,123.00 gsf	4.53 /gsf	1,115,608
32.04 LANDSCAPING AND SITE FURNISHINGS			
034501 Architectural Cast-In-Place Concrete for Landscape			
WA 30 cast-in-place conc seat wall - partial radius - L8-10	305.00 lf	680.00 /lf	207,400
WA 20 conc wier at storm garden L8-10	50.00 lf	300.00 /lf	15,000
Crane for precast in courtyard	1.00 ls	12,480.00 /ls	12,480
EG 10 raised conc curb 6" x 24" at planters L8-02	780.00 lf	175.00 /lf	136,500
ST 10 Cast-in-place conc at ampitheater L8-20	760.00 sf	110.00 /sf	83,600
			454,980
044302 Stone Masonry - Sitework			
SL-20 Stone basin - 3" overlapping stone slabs L8-10	100.00 sf	180.00 /sf	18,000



Description	Takeoff Quantity	Total Cost/Unit	Total Amount
044302 Stone Masonry - Sitework			
WA40 (misabeled as WA30) granite steps 18" thick - L8-10	250.00 sf	420.00 /sf	105,000
044302 Stone Masonry - Sitework			123,000
116813 Playground Equipment			
FS 01 Kompan NR0854 Parkout 4	1.00 ls	14,150.00 /ls	14,150
FS-02 Kompan PCM003221 Emotion Play Panel	1.00 ls	5,612.50 /ls	5,613
FS-03 Kompan NRO613 Music Play Panel	1.00 ls	7,487.50 /ls	7,488
FS-04 Kompan NR0887 Single balance beam	1.00 ls	1,037.50 /ls	1,038
FS-05 Earthscape stepper cluster M4	1.00 ls	45,000.00 /ls	45,000
FS-06 Bigtoys bungalow EC-670-10/MEC-670-10	1.00 ls	75,000.00 /ls	75,000
FS-70 Landscape strucre skyways triangle sail	1.00 ls	35,000.00 /ls	35,000
Installation	600.00 ph	125.00 /ph	75,000
Crane, lull	6.00 wks	5,000.00 /wks	30,000
116813 Playground Equipment			288,288
312323 Light-weight Fill			
Light-weight fill over new structure - 5,010 sf x 2.5' (55.5 to 53.0)	12,525.00 cf	6.00 /cf	75,150
Light-weight fill over existing structure - 4,850 sf x 2.5 (55.5 to 53.0)	12,125.00 cf	6.00 /cf	72,750
Geofoam at stair infill	1,000.00 cf	6.00 /cf	6,000
312323 Light-weight Fill			153,900
321413 Concrete Unit Pavers			
PA 70 Precast pavers on pedestals at courtyard	3,920.00 sf	48.00 /sf	188,160
PA 70 Precast pavers on pedestals at level 3 patio	1,420.00 sf	52.00 /sf	73,840
PA 70 Precast pavers on pedestals at level 4 patio	220.00 sf	52.00 /sf	11,440
Add for crane	1.00 ls	20,800.00 /ls	20,800
PA-20 conc unit pavers	1,810.00 sf	44.00 /sf	79,640
321413 Concrete Unit Pavers			373,880
321443 Permeable Unit Paving			
PA-30 Permeable pavers (not incl drainage layer)	4,150.00 sf	48.00 /sf	199,200
321443 Permeable Unit Paving			199,200
321543 Stone Dust Paving			
PA 40 - stabilized stone dust (4") over filter fabric	1,180.00 sf	41.60 /sf	49,088
321543 Stone Dust Paving			49,088
321640 Granite Curbing			



Description	Takeoff Quantity	Total Cost/Unit	Total Amount
321640 Granite Curbing			
EG 01- granite edge straight & radius - 6"x36"h	545.00 lf	156.00 /lf	85,020
321640 Granite Curbing		/lf	85,020
321816 Playground Safety Surfacing			
PA-50,51 Safety surfacing over conc - 5.0" min L8-01	5,110.00 sf	36.00 /sf	183,960
321816 Playground Safety Surfacing			183,960
323000 Site Furnishings			
FS 7 Landscape boulders L8-40	10.00 ea	2,000.00 /ea	20,000
FS 20 Bollards - Calpipe stainless steel L8-40	5.00 ea	6,240.00 /ea	31,200
FS 30 Raised planting beds, cedar - 4'x8'x30"w - L8-40	184.00 lf	660.00 /lf	121,440
FS 31 Prep table	10.00 lf	1,400.00 /lf	14,000
FS 32 Planting beds - ADA	12.00 lf	950.00 /lf	11,400
FS 33 Bench custom radius L8-40	34.00 lf	1,620.00 /lf	55,080
FS 40 Bench L8-40	24.00 lf	900.00 /lf	21,600
FS 50 Bike rack - Bola stainless steel L8-40	32.00 ea	1,716.00 /ea	54,912
FS 51 Scooter rack	4.00 ea	4,000.00 /ea	16,000
FS 80 Trash/recycle receptacles L8-41	4.00 ea	3,800.00 /ea	15,200
FS 81 Trash totes L8-41	10.00 ea	400.00 /ea	4,000
323000 Site Furnishings			364,832
323119 Metal Fencing and Gates			
NF 01 at playground L8-11	110.00 lf	240.00 /lf	26,400
NF 02 add for gate	2.00 ea	2,000.00 /ea	4,000
NF 03 generator enclosure	80.00 lf	450.00 /lf	36,000
323119 Metal Fencing and Gates		/lf	66,400
323120 Wood Fence			
Wood stockade fence 8'h at generator A1.12H	70.00 lf	200.00 /lf	14,000
Gate	1.00 ls	2,500.00 /ls	2,500
323120 Wood Fence		/gsf	16,500
328400 Irrigation Systems			
Irrigation complete (incl pumps)	21,200.00 sf	8.00 /sf	169,600
328400 Irrigation Systems			169,600
329115 Planting Soils on Grade			
Offsite loam for planting areas - assume 18"dp +30%	1,751.39 cy	93.60 /cy	163,930
Additional loam for trees	200.00 cy	93.60 /cy	18,720



Description	Takeoff Quantity	Total Cost/Unit	Total Amount
329115 Planting Soils on Grade		/cy	182,650
329116 Planting Soils at Interior Courtyard			
Offsite loam for planting areas - assume 12"dp +30%	33.70 cy	130.00 /cy	4,381
Drainage cups w/ lw aggregate	700.00 sf	12.48 /sf	8,736
Add for crane	1.00 ls	12,480.00 /ls	12,480
329116 Planting Soils at Interior Courtyard			25,597
329300 Plantings			
Tree - large deciduous - 3"-3.5" cal	30.00 ea	2,400.00 /ea	72,000
Tree - medium deciduous - 2"-2.5" cal	15.00 ea	1,850.00 /ea	27,750
Tree - medium - 10'-12'	26.00 ea	1,250.00 /ea	32,500
Tree - small - 6'-8'	10.00 ea	925.00 /ea	9,250
Shrubs - 3,291 sf @ 36" oc	440.00 ea	76.00 /ea	33,440
Ground cover #1 18,137 @ 18" oc	8,060.00 ea	28.00 /ea	225,680
Seeded lawn - assume sod	4,307.00 sf	1.80 /sf	7,753
Maintenance	1.00 ls	30,000.00 /ls	30,000
329300 Plantings	408,500.00	1.07	438,373
32.04 LANDSCAPING AND SITE FURNISHINGS	246,123.00 gsf	12.90 /gsf	3,175,267
33.04 GEOTHERMAL WELLS			
332313 Geothermal Wells			
Geothermal well - drilling and piping - 600' dp	80.00 ea	42,000.00 /ea	3,360,000
13# steel casing to say 60' per well	0.00 ea	/ea	
1.25" DR11 closed loop piping	0.00 ea	/ea	
Grout all vertical bores with bentonite based grout	0.00 ea	/ea	
Connect wells	0.00 ea	/ea	
Pipe manifold allowance	0.00 ea	/ea	
Pressure testing, flush and purge	0.00 ea	/ea	
Glycol (20%) solution after test and flush	0.00 ea	/ea	
Geothermal well - drilling and piping - 600' dp	0.00 ea	/ea	
Additional piping and vault	1.00 ls	45,000.00 /ls	45,000
Piping from school to vault - 10"	440.00 lf	145.00 /lf	63,800
332313 Geothermal Wells	80.00 ea	43,360.00 /ea	3,468,800
33.04 GEOTHERMAL WELLS	246,123.00 gsf	14.09 /gsf	3,468,800